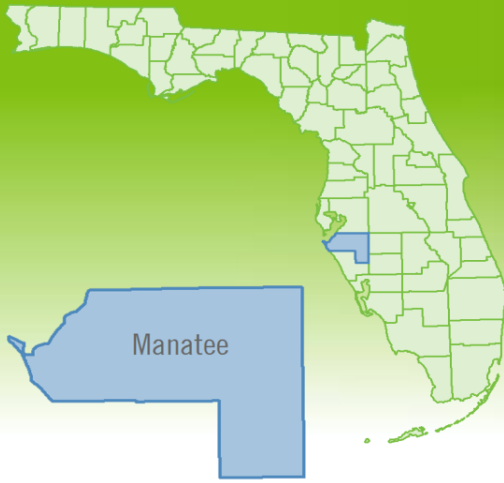


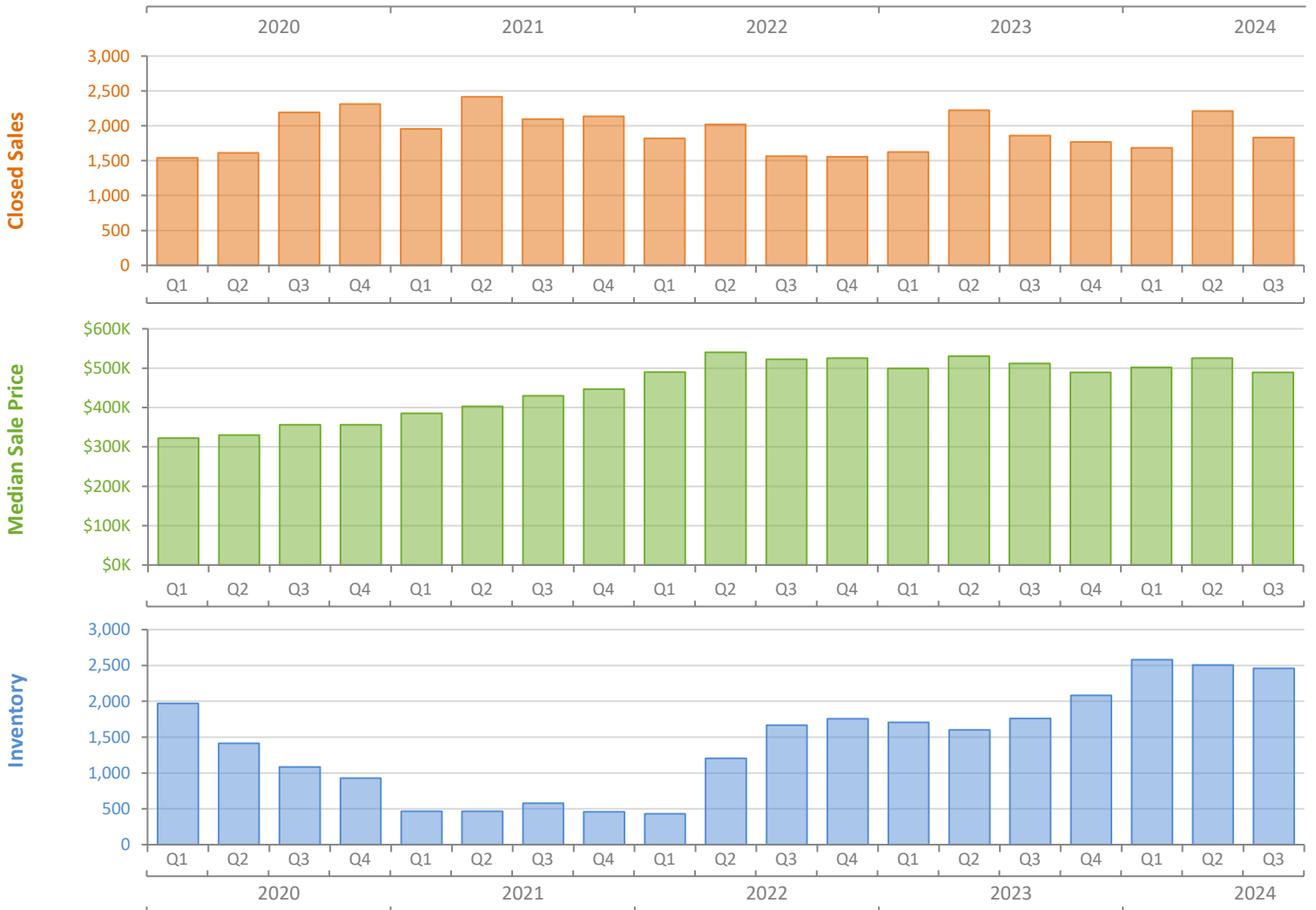
Quarterly Market Summary - Q3 2024

Single-Family Homes

Manatee County



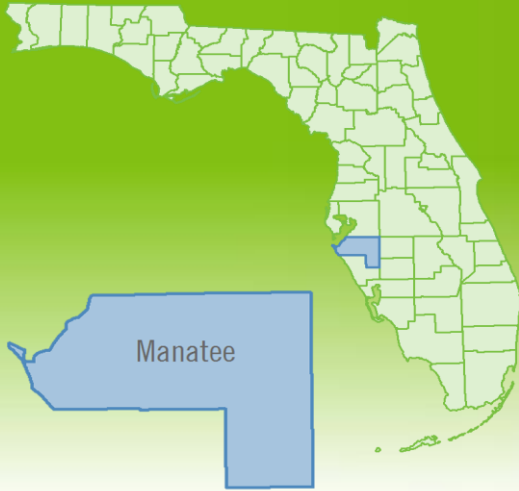
	Q3 2024	Q3 2023	Percent Change Year-over-Year
Closed Sales	1,833	1,860	-1.5%
Paid in Cash	547	577	-5.2%
Median Sale Price	\$489,400	\$511,820	-4.4%
Average Sale Price	\$634,316	\$672,945	-5.7%
Dollar Volume	\$1.2 Billion	\$1.3 Billion	-7.1%
Med. Pct. of Orig. List Price Received	95.7%	97.1%	-1.4%
Median Time to Contract	53 Days	31 Days	71.0%
Median Time to Sale	103 Days	86 Days	19.8%
New Pending Sales	1,683	1,657	1.6%
New Listings	2,277	2,180	4.4%
Pending Inventory	810	919	-11.9%
Inventory (Active Listings)	2,461	1,761	39.8%
Months Supply of Inventory	3.9	2.9	34.5%



Quarterly Distressed Market - Q3 2024

Single-Family Homes

Manatee County



		Q3 2024	Q3 2023	Percent Change Year-over-Year
Traditional	Closed Sales	1,820	1,854	-1.8%
	Median Sale Price	\$490,000	\$513,315	-4.5%
Foreclosure/REO	Closed Sales	6	6	0.0%
	Median Sale Price	\$409,950	\$439,688	-6.8%
Short Sale	Closed Sales	7	0	N/A
	Median Sale Price	\$395,185	(No Sales)	N/A

