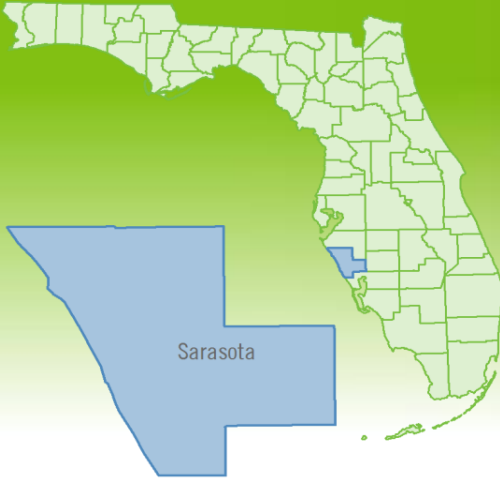


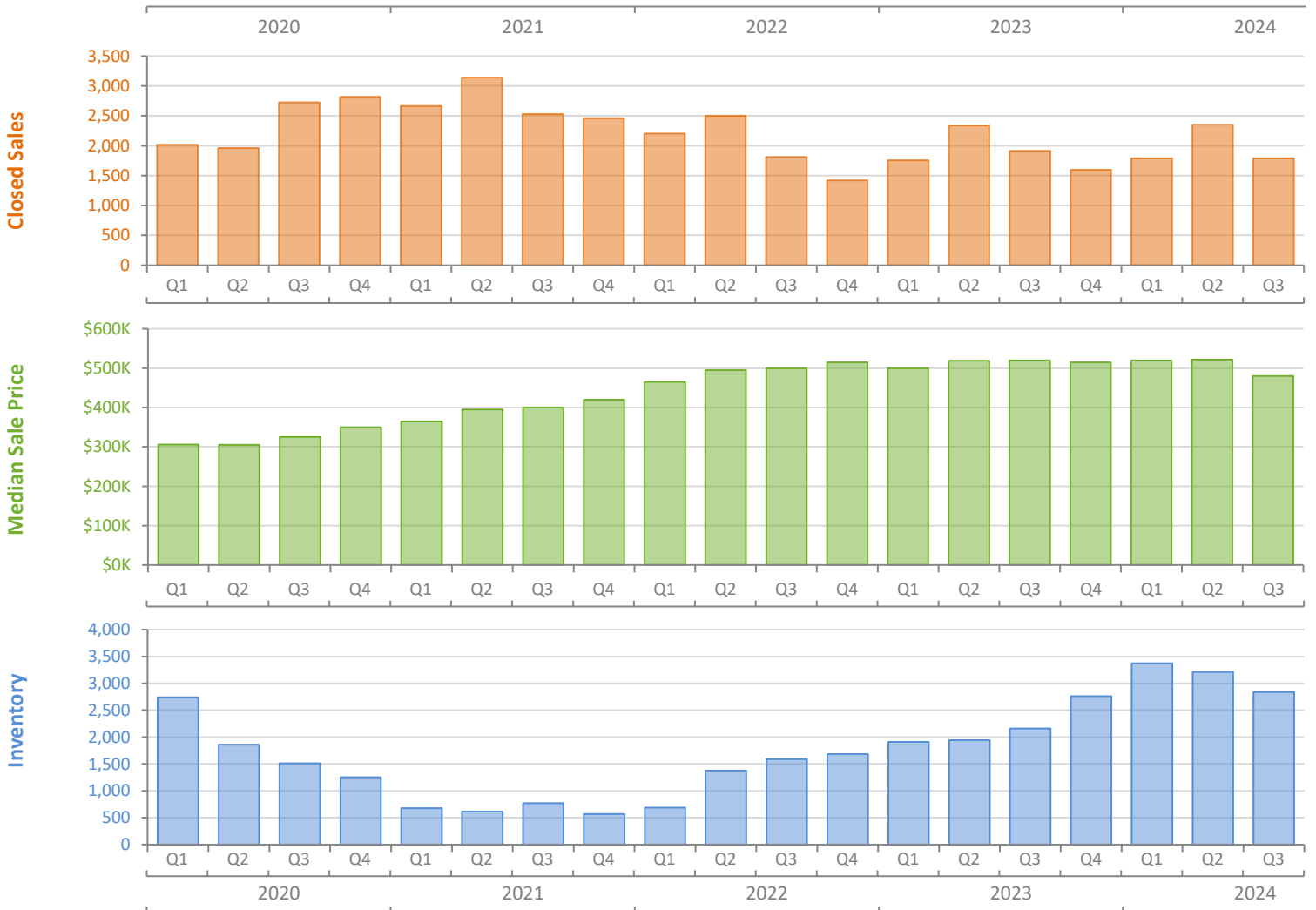
Quarterly Market Summary - Q3 2024

Single-Family Homes

Sarasota County



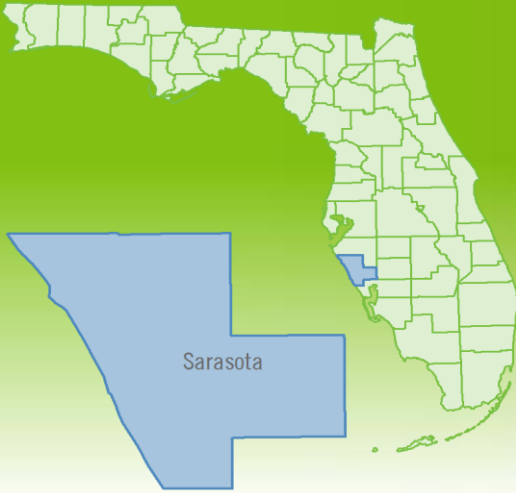
	Q3 2024	Q3 2023	Percent Change Year-over-Year
Closed Sales	1,788	1,916	-6.7%
Paid in Cash	676	846	-20.1%
Median Sale Price	\$480,000	\$520,000	-7.7%
Average Sale Price	\$657,497	\$705,135	-6.8%
Dollar Volume	\$1.2 Billion	\$1.4 Billion	-13.0%
Med. Pct. of Orig. List Price Received	93.6%	96.1%	-2.6%
Median Time to Contract	52 Days	30 Days	73.3%
Median Time to Sale	95 Days	73 Days	30.1%
New Pending Sales	1,704	1,676	1.7%
New Listings	2,287	2,395	-4.5%
Pending Inventory	758	792	-4.3%
Inventory (Active Listings)	2,841	2,159	31.6%
Months Supply of Inventory	4.5	3.5	28.6%



Quarterly Distressed Market - Q3 2024

Single-Family Homes

Sarasota County



		Q3 2024	Q3 2023	Percent Change Year-over-Year
Traditional	Closed Sales	1,777	1,909	-6.9%
	Median Sale Price	\$482,500	\$520,000	-7.2%
Foreclosure/REO	Closed Sales	11	5	120.0%
	Median Sale Price	\$302,000	\$549,900	-45.1%
Short Sale	Closed Sales	0	2	-100.0%
	Median Sale Price	(No Sales)	\$439,500	N/A

