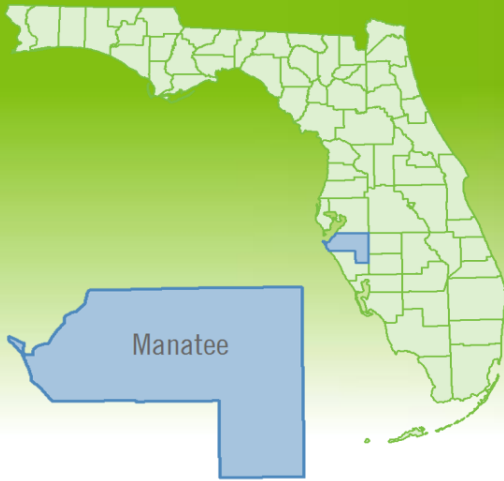


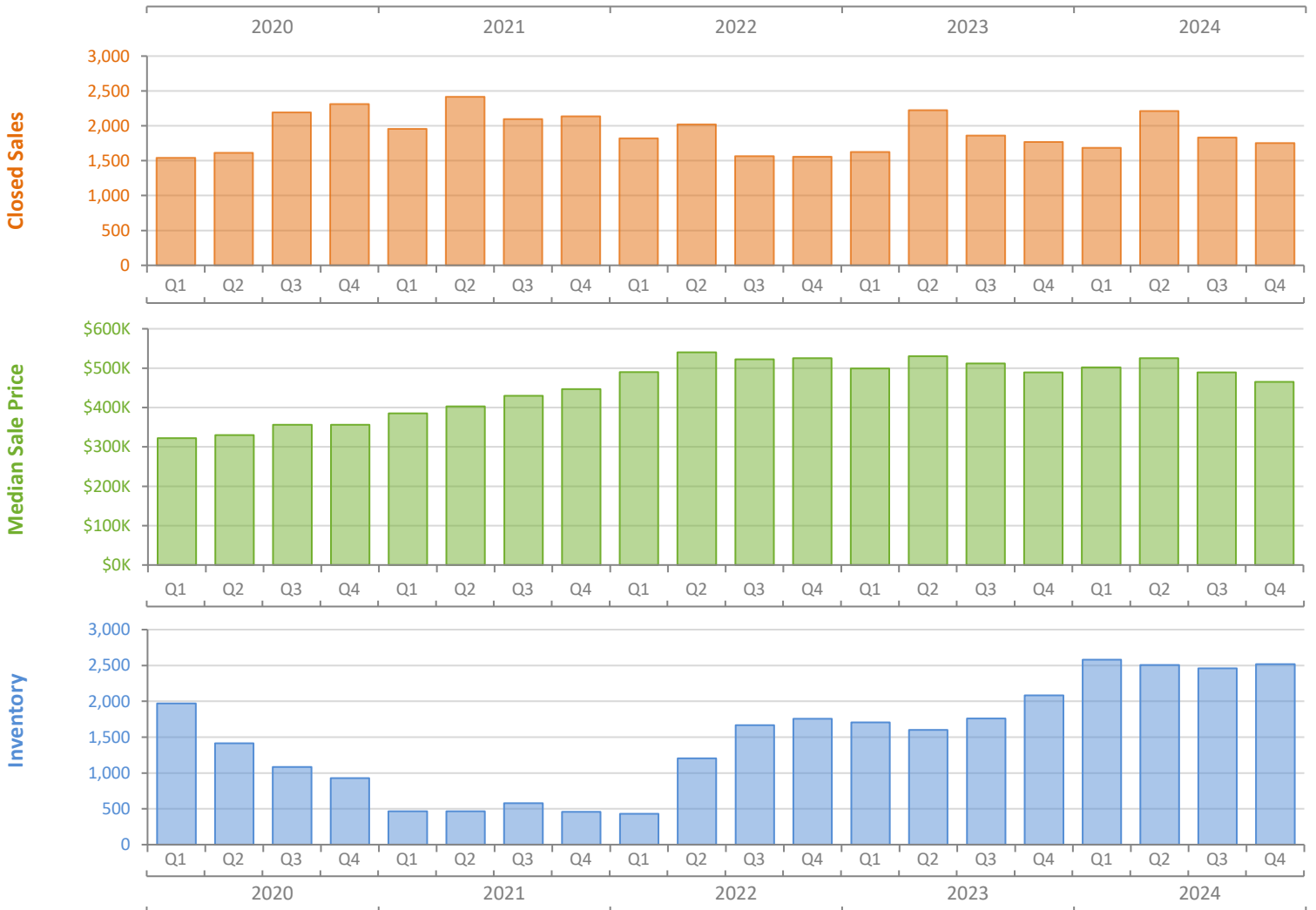
Quarterly Market Summary - Q4 2024

Single-Family Homes

Manatee County



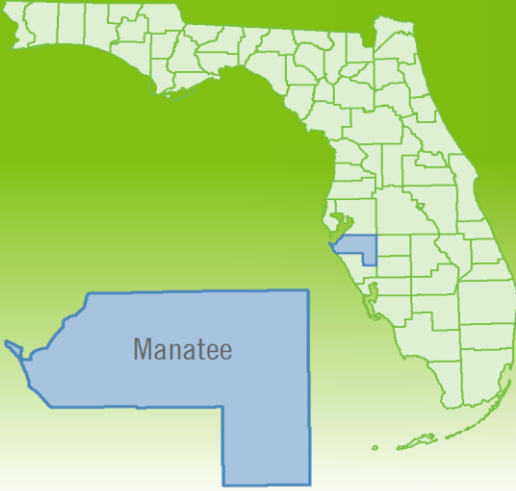
	Q4 2024	Q4 2023	Percent Change Year-over-Year
Closed Sales	1,753	1,769	-0.9%
Paid in Cash	531	595	-10.8%
Median Sale Price	\$465,000	\$488,990	-4.9%
Average Sale Price	\$630,616	\$672,196	-6.2%
Dollar Volume	\$1.1 Billion	\$1.2 Billion	-7.0%
Med. Pct. of Orig. List Price Received	94.9%	97.6%	-2.8%
Median Time to Contract	53 Days	30 Days	76.7%
Median Time to Sale	105 Days	84 Days	25.0%
New Pending Sales	1,573	1,366	15.2%
New Listings	2,161	2,178	-0.8%
Pending Inventory	645	614	5.0%
Inventory (Active Listings)	2,518	2,084	20.8%
Months Supply of Inventory	4.0	3.3	21.2%



Quarterly Distressed Market - Q4 2024

Single-Family Homes

Manatee County



		Q4 2024	Q4 2023	Percent Change Year-over-Year
Traditional	Closed Sales	1,749	1,763	-0.8%
	Median Sale Price	\$465,005	\$489,000	-4.9%
Foreclosure/REO	Closed Sales	3	4	-25.0%
	Median Sale Price	\$230,000	\$294,000	-21.8%
Short Sale	Closed Sales	1	2	-50.0%
	Median Sale Price	\$440,000	\$875,000	-49.7%

