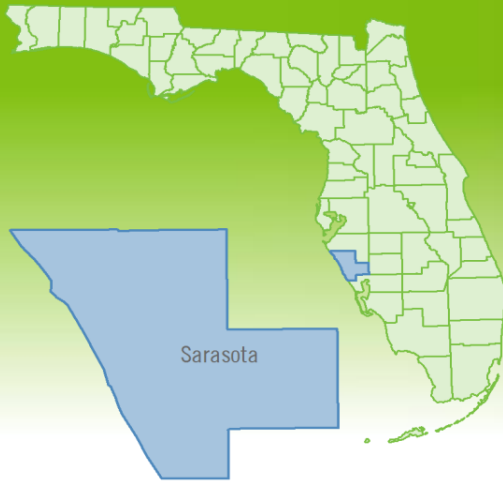


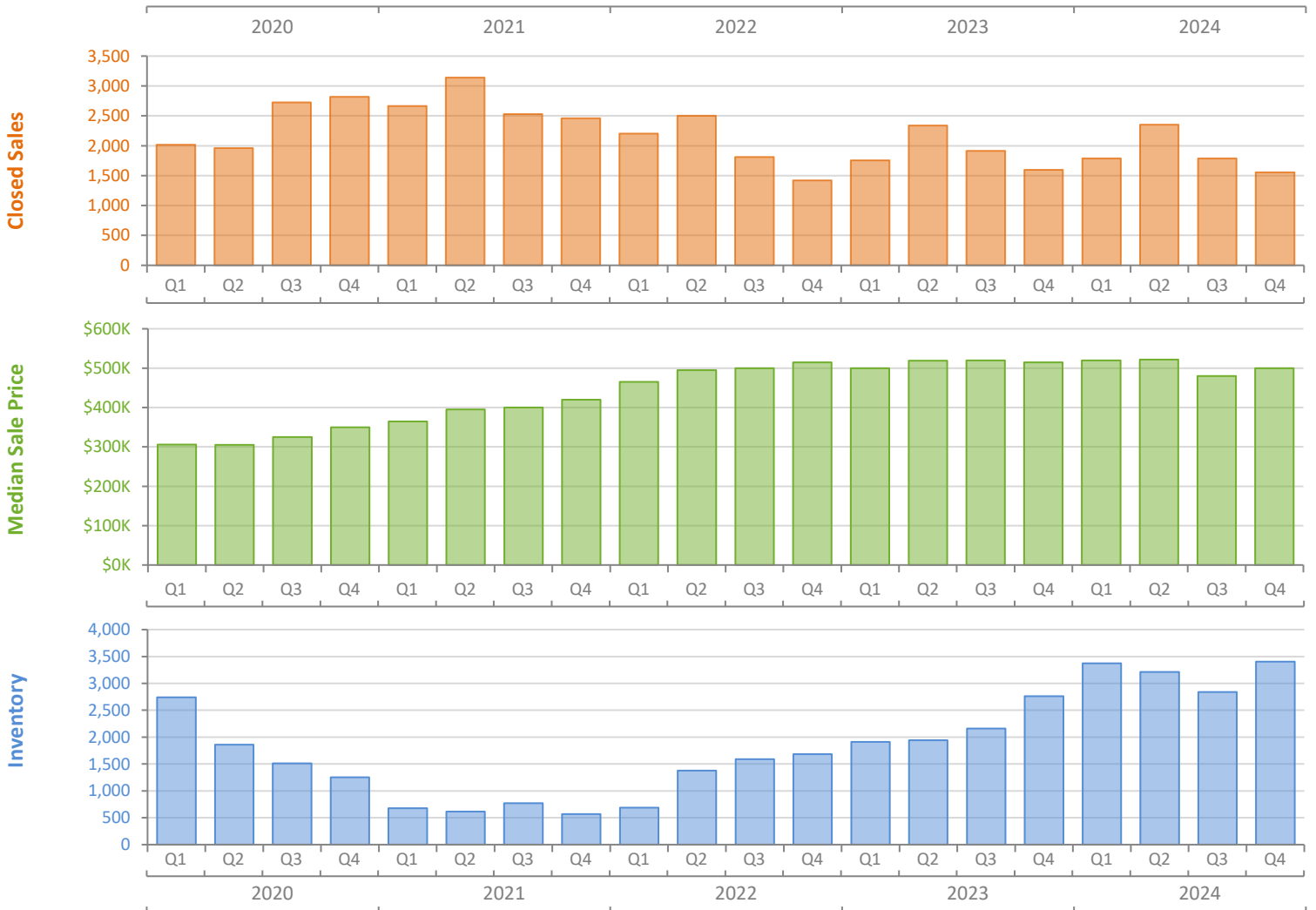
Quarterly Market Summary - Q4 2024

Single-Family Homes

Sarasota County



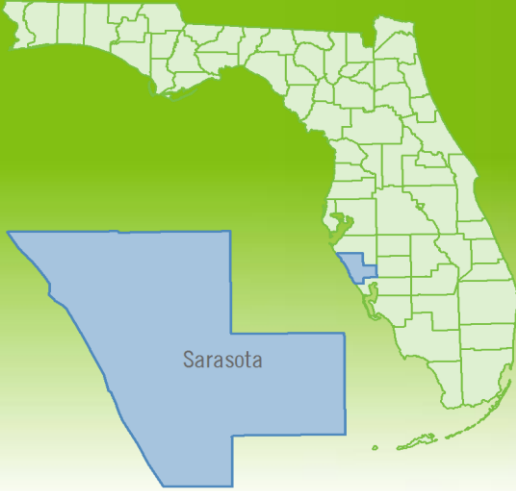
	Q4 2024	Q4 2023	Percent Change Year-over-Year
Closed Sales	1,558	1,597	-2.4%
Paid in Cash	657	713	-7.9%
Median Sale Price	\$499,990	\$515,000	-2.9%
Average Sale Price	\$700,125	\$690,545	1.4%
Dollar Volume	\$1.1 Billion	\$1.1 Billion	-1.1%
Med. Pct. of Orig. List Price Received	94.5%	96.0%	-1.6%
Median Time to Contract	54 Days	31 Days	74.2%
Median Time to Sale	93 Days	70 Days	32.9%
New Pending Sales	1,446	1,394	3.7%
New Listings	2,652	2,536	4.6%
Pending Inventory	652	644	1.2%
Inventory (Active Listings)	3,404	2,764	23.2%
Months Supply of Inventory	5.5	4.4	25.0%



Quarterly Distressed Market - Q4 2024

Single-Family Homes

Sarasota County



		Q4 2024	Q4 2023	Percent Change Year-over-Year
Traditional	Closed Sales	1,550	1,592	-2.6%
	Median Sale Price	\$500,000	\$515,815	-3.1%
Foreclosure/REO	Closed Sales	7	4	75.0%
	Median Sale Price	\$368,000	\$225,000	63.6%
Short Sale	Closed Sales	1	1	0.0%
	Median Sale Price	\$230,000	\$222,000	3.6%

