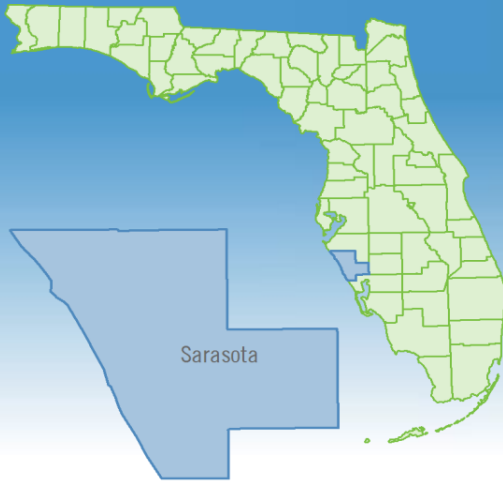


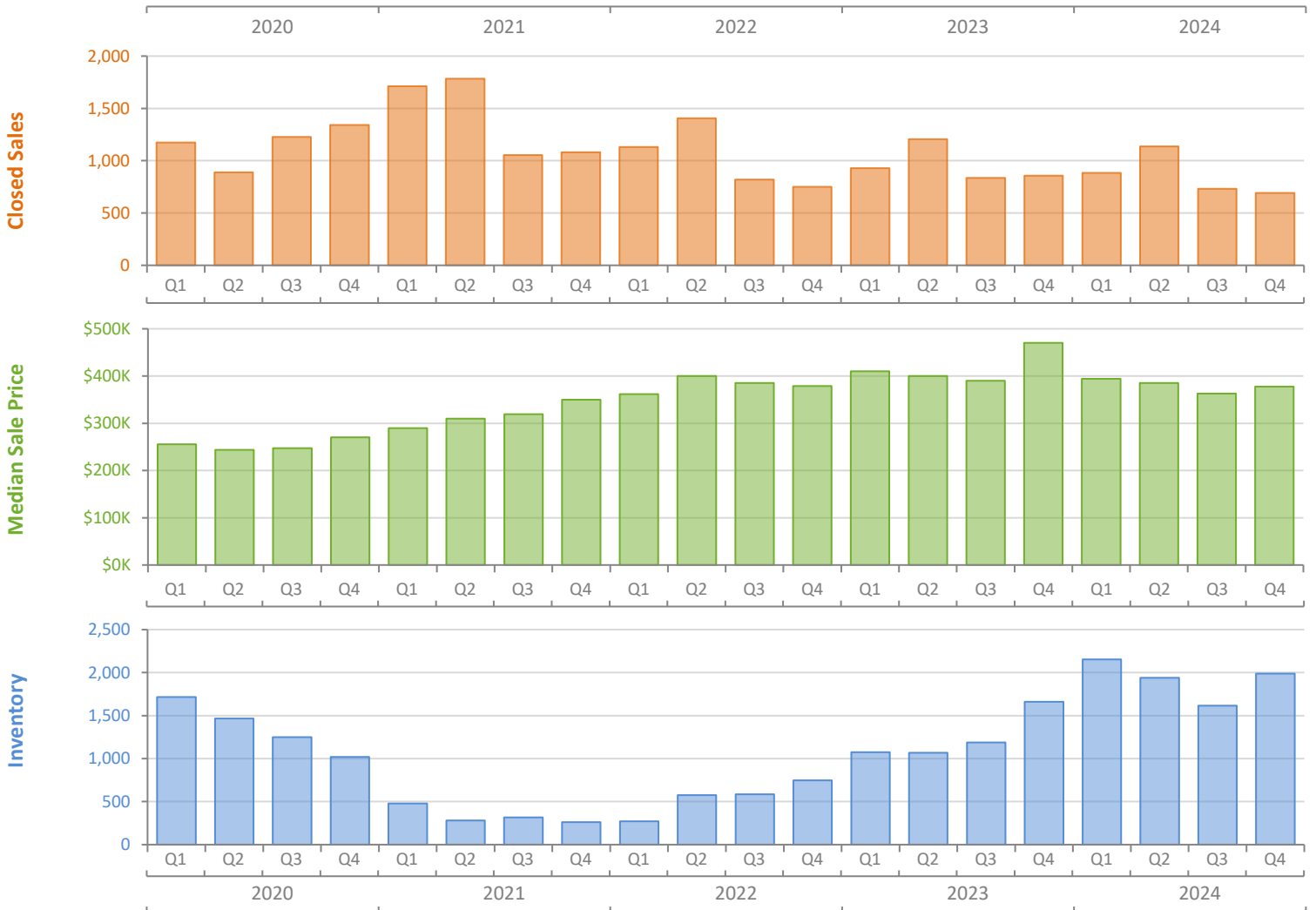
Quarterly Market Summary - Q4 2024

Townhouses and Condos

Sarasota County



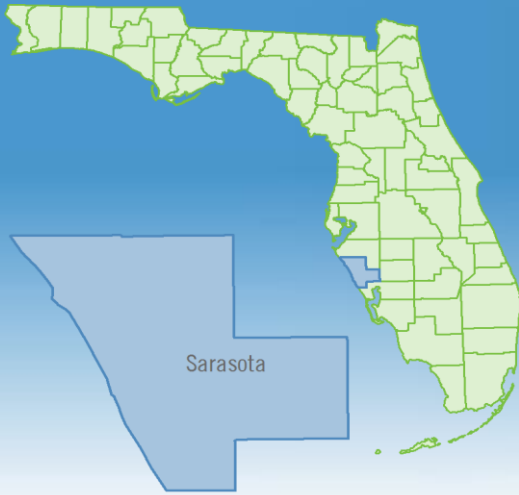
	Q4 2024	Q4 2023	Percent Change Year-over-Year
Closed Sales	692	858	-19.3%
Paid in Cash	450	608	-26.0%
Median Sale Price	\$377,720	\$470,000	-19.6%
Average Sale Price	\$911,264	\$755,540	20.6%
Dollar Volume	\$630.6 Million	\$648.3 Million	-2.7%
Med. Pct. of Orig. List Price Received	93.8%	96.8%	-3.1%
Median Time to Contract	67 Days	25 Days	168.0%
Median Time to Sale	115 Days	66 Days	74.2%
New Pending Sales	642	797	-19.4%
New Listings	1,413	1,516	-6.8%
Pending Inventory	435	449	-3.1%
Inventory (Active Listings)	1,987	1,662	19.6%
Months Supply of Inventory	6.9	5.2	32.7%



Quarterly Distressed Market - Q4 2024

Townhouses and Condos

Sarasota County



		Q4 2024	Q4 2023	Percent Change Year-over-Year
Traditional	Closed Sales	691	854	-19.1%
	Median Sale Price	\$378,810	\$470,000	-19.4%
Foreclosure/REO	Closed Sales	1	4	-75.0%
	Median Sale Price	\$154,700	\$210,250	-26.4%
Short Sale	Closed Sales	0	0	N/A
	Median Sale Price	(No Sales)	(No Sales)	N/A

