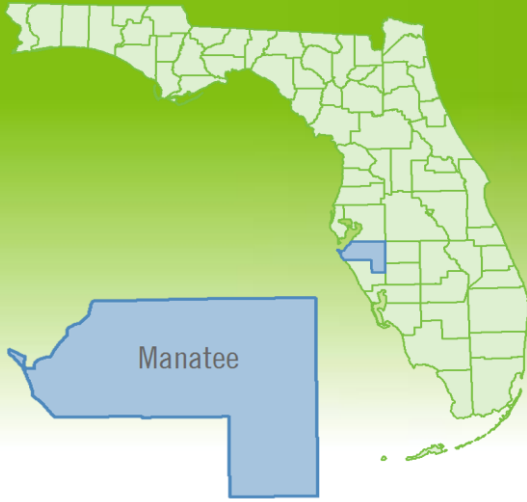


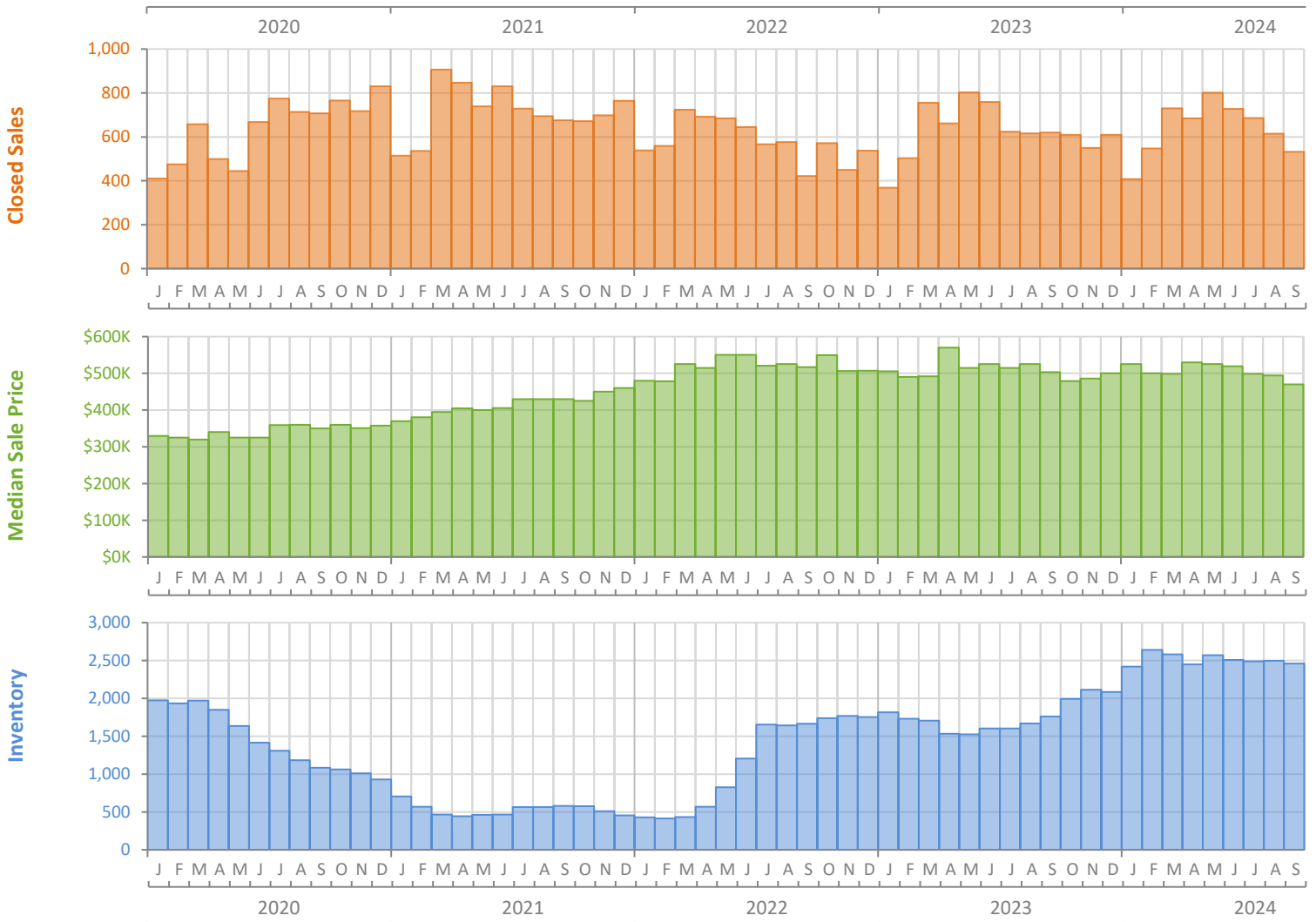
Monthly Market Summary - September 2024

Single-Family Homes

Manatee County



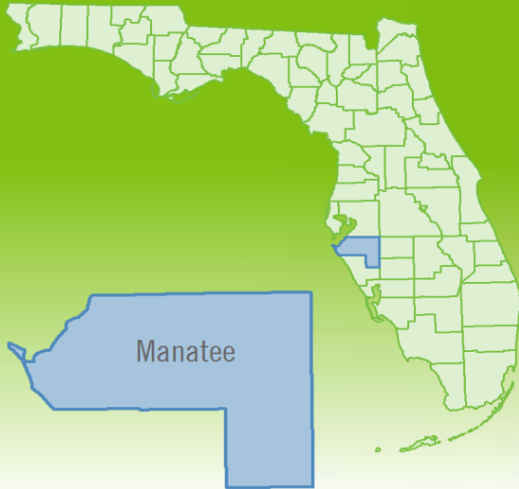
	September 2024	September 2023	Percent Change Year-over-Year
Closed Sales	532	620	-14.2%
Paid in Cash	141	195	-27.7%
Median Sale Price	\$470,000	\$503,495	-6.7%
Average Sale Price	\$628,128	\$661,608	-5.1%
Dollar Volume	\$334.2 Million	\$410.2 Million	-18.5%
Med. Pct. of Orig. List Price Received	96.0%	97.4%	-1.4%
Median Time to Contract	47 Days	29 Days	62.1%
Median Time to Sale	99 Days	79 Days	25.3%
New Pending Sales	529	514	2.9%
New Listings	709	710	-0.1%
Pending Inventory	810	919	-11.9%
Inventory (Active Listings)	2,461	1,761	39.8%
Months Supply of Inventory	3.9	2.9	34.5%



Monthly Distressed Market - September 2024

Single-Family Homes

Manatee County



		September 2024	September 2023	Percent Change Year-over-Year
Traditional	Closed Sales	530	618	-14.2%
	Median Sale Price	\$470,000	\$505,288	-7.0%
Foreclosure/REO	Closed Sales	1	2	-50.0%
	Median Sale Price	\$500,850	\$276,375	81.2%
Short Sale	Closed Sales	1	0	N/A
	Median Sale Price	\$377,500	(No Sales)	N/A

