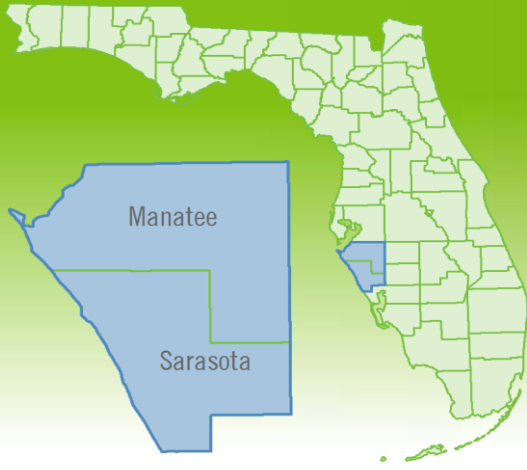


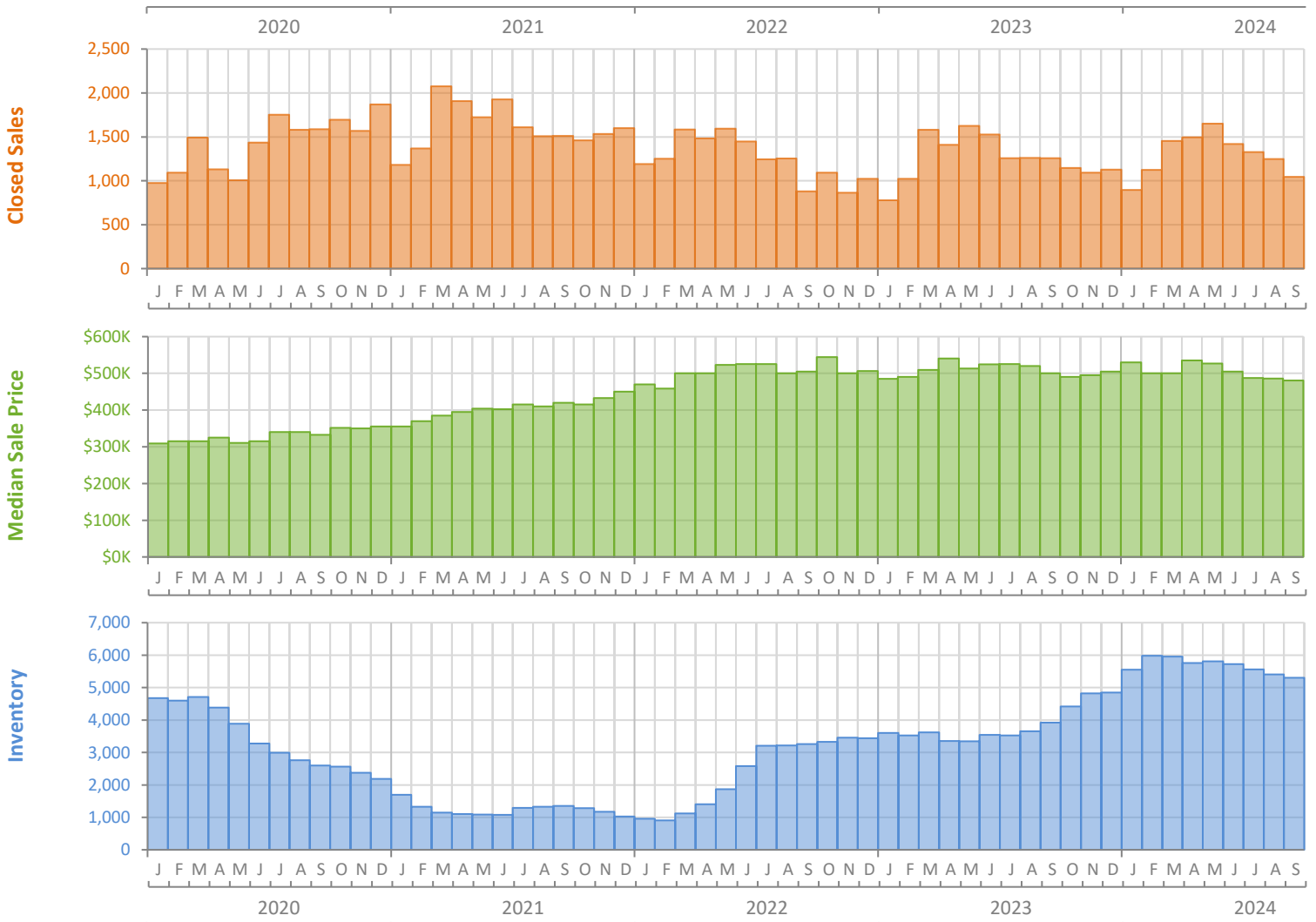
Monthly Market Summary - September 2024

Single-Family Homes

North Port-Sarasota-Bradenton MSA



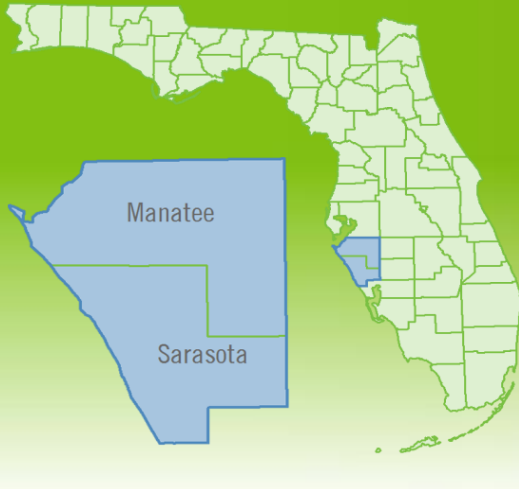
	September 2024	September 2023	Percent Change Year-over-Year
Closed Sales	1,045	1,258	-16.9%
Paid in Cash	350	467	-25.1%
Median Sale Price	\$480,460	\$499,945	-3.9%
Average Sale Price	\$629,818	\$676,525	-6.9%
Dollar Volume	\$658.2 Million	\$851.1 Million	-22.7%
Med. Pct. of Orig. List Price Received	95.3%	96.8%	-1.5%
Median Time to Contract	47 Days	28 Days	67.9%
Median Time to Sale	95 Days	73 Days	30.1%
New Pending Sales	1,047	1,003	4.4%
New Listings	1,458	1,545	-5.6%
Pending Inventory	1,568	1,711	-8.4%
Inventory (Active Listings)	5,302	3,920	35.3%
Months Supply of Inventory	4.2	3.2	31.3%



Monthly Distressed Market - September 2024

Single-Family Homes

North Port-Sarasota-Bradenton MSA



		September 2024	September 2023	Percent Change Year-over-Year
Traditional	Closed Sales	1,039	1,253	-17.1%
	Median Sale Price	\$482,000	\$499,990	-3.6%
Foreclosure/REO	Closed Sales	5	5	0.0%
	Median Sale Price	\$449,900	\$395,000	13.9%
Short Sale	Closed Sales	1	0	N/A
	Median Sale Price	\$377,500	(No Sales)	N/A

