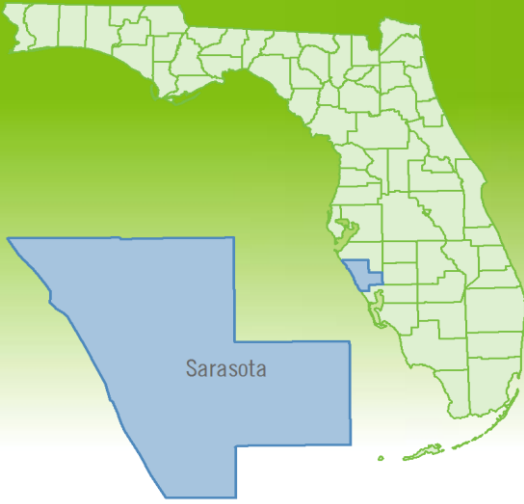


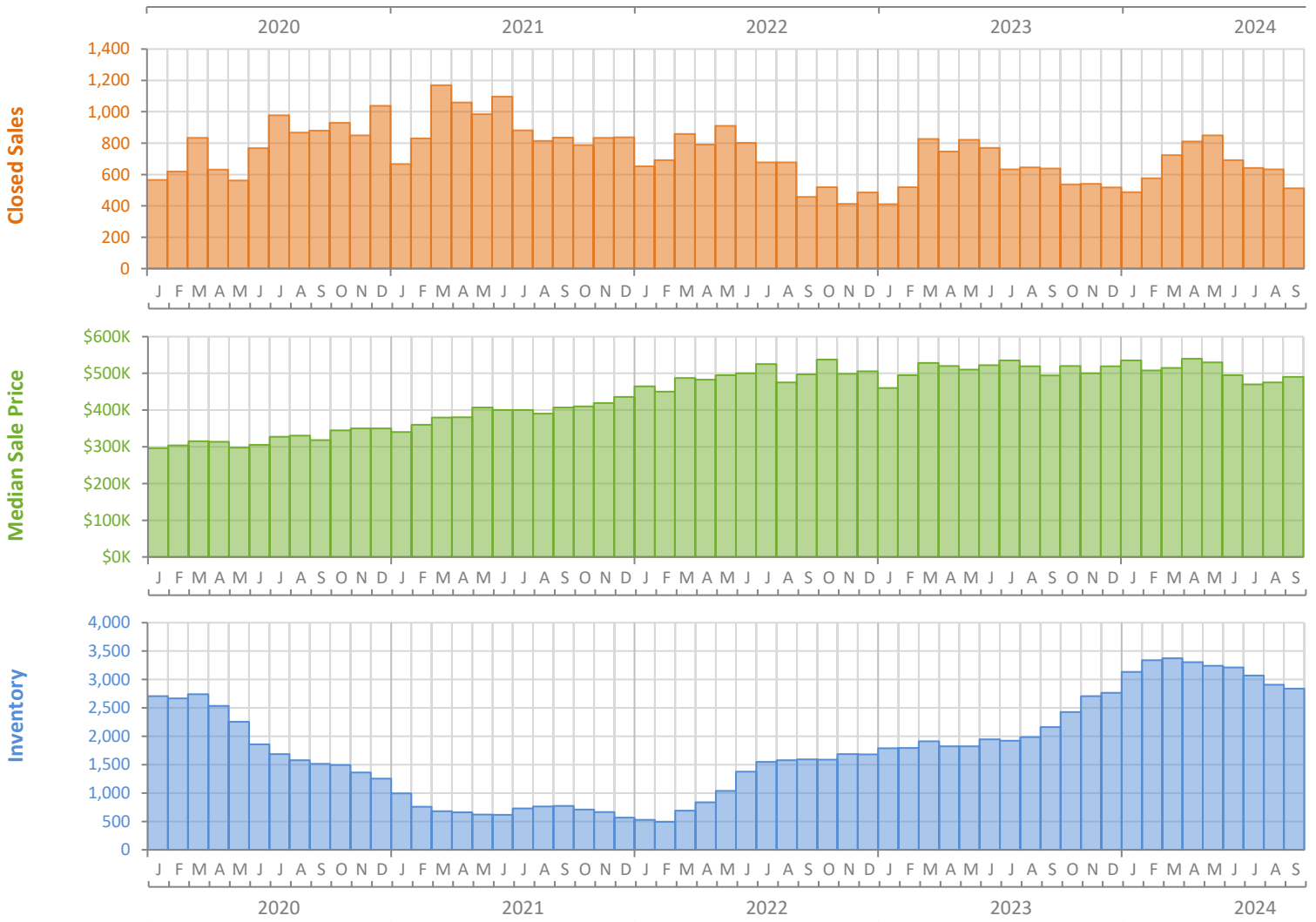
# Monthly Market Summary - September 2024

## Single-Family Homes

### Sarasota County



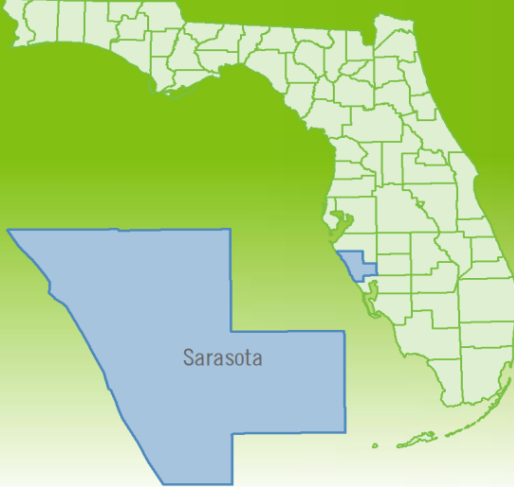
	September 2024	September 2023	Percent Change Year-over-Year
Closed Sales	513	638	-19.6%
Paid in Cash	209	272	-23.2%
Median Sale Price	\$490,000	\$494,000	-0.8%
Average Sale Price	\$631,569	\$691,022	-8.6%
Dollar Volume	\$324.0 Million	\$440.9 Million	-26.5%
Med. Pct. of Orig. List Price Received	94.0%	96.2%	-2.3%
Median Time to Contract	48 Days	27 Days	77.8%
Median Time to Sale	92 Days	68 Days	35.3%
New Pending Sales	518	489	5.9%
New Listings	749	835	-10.3%
Pending Inventory	758	792	-4.3%
Inventory (Active Listings)	2,841	2,159	31.6%
Months Supply of Inventory	4.5	3.5	28.6%



# Monthly Distressed Market - September 2024

## Single-Family Homes

### Sarasota County



		September 2024	September 2023	Percent Change Year-over-Year
Traditional	Closed Sales	509	635	-19.8%
	Median Sale Price	\$490,000	\$493,000	-0.6%
Foreclosure/REO	Closed Sales	4	3	33.3%
	Median Sale Price	\$361,450	\$579,100	-37.6%
Short Sale	Closed Sales	0	0	N/A
	Median Sale Price	(No Sales)	(No Sales)	N/A

