

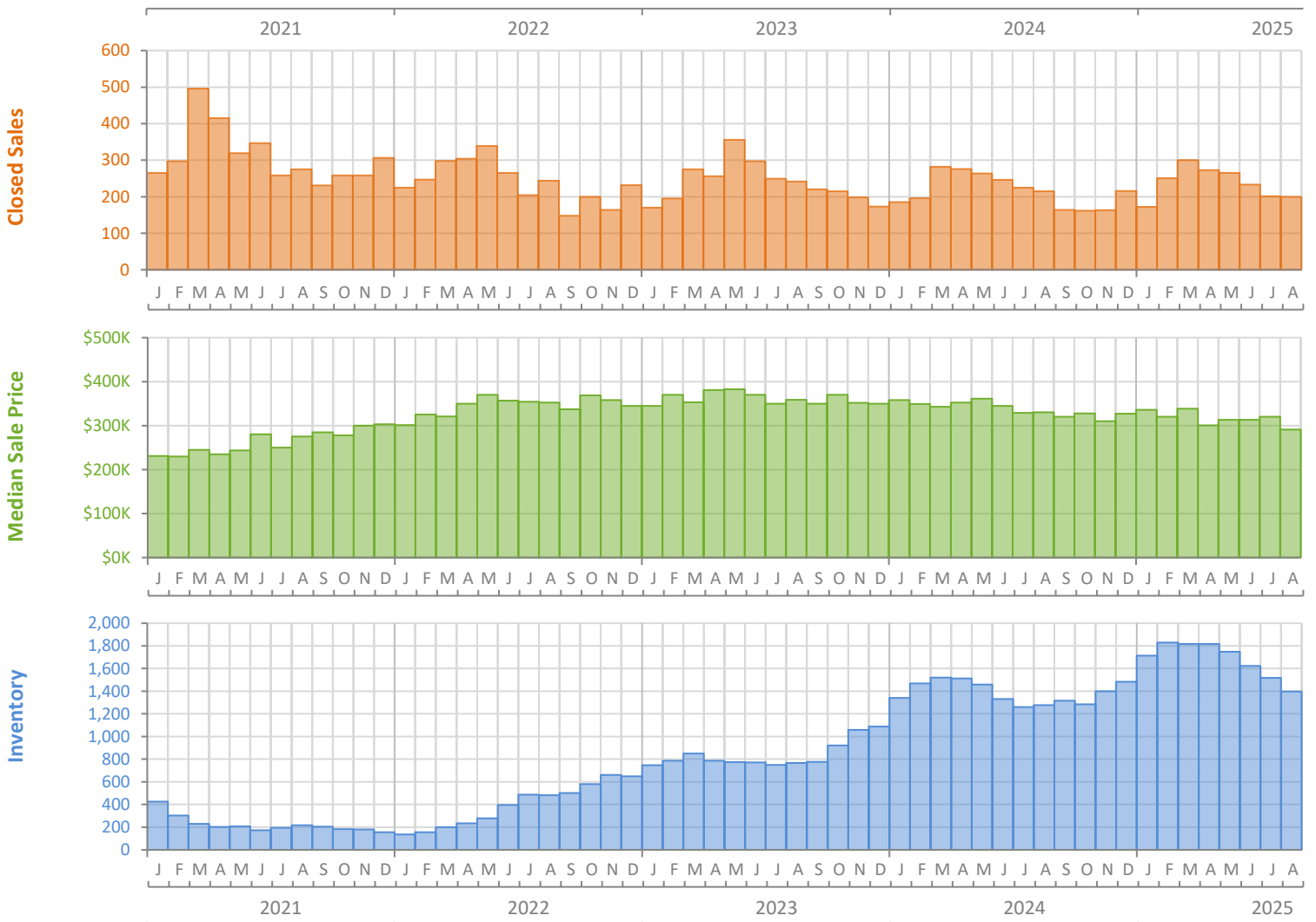
Monthly Market Summary - August 2025

Townhouses and Condos

Manatee County



	August 2025	August 2024	Percent Change Year-over-Year
Closed Sales	200	215	-7.0%
Paid in Cash	109	95	14.7%
Median Sale Price	\$291,250	\$329,990	-11.7%
Average Sale Price	\$354,958	\$385,931	-8.0%
Dollar Volume	\$71.0 Million	\$83.0 Million	-14.4%
Med. Pct. of Orig. List Price Received	90.4%	90.2%	0.2%
Median Time to Contract	78 Days	104 Days	-25.0%
Median Time to Sale	120 Days	139 Days	-13.7%
New Pending Sales	213	175	21.7%
New Listings	246	300	-18.0%
Pending Inventory	265	259	2.3%
Inventory (Active Listings)	1,396	1,276	9.4%
Months Supply of Inventory	6.4	5.7	12.3%



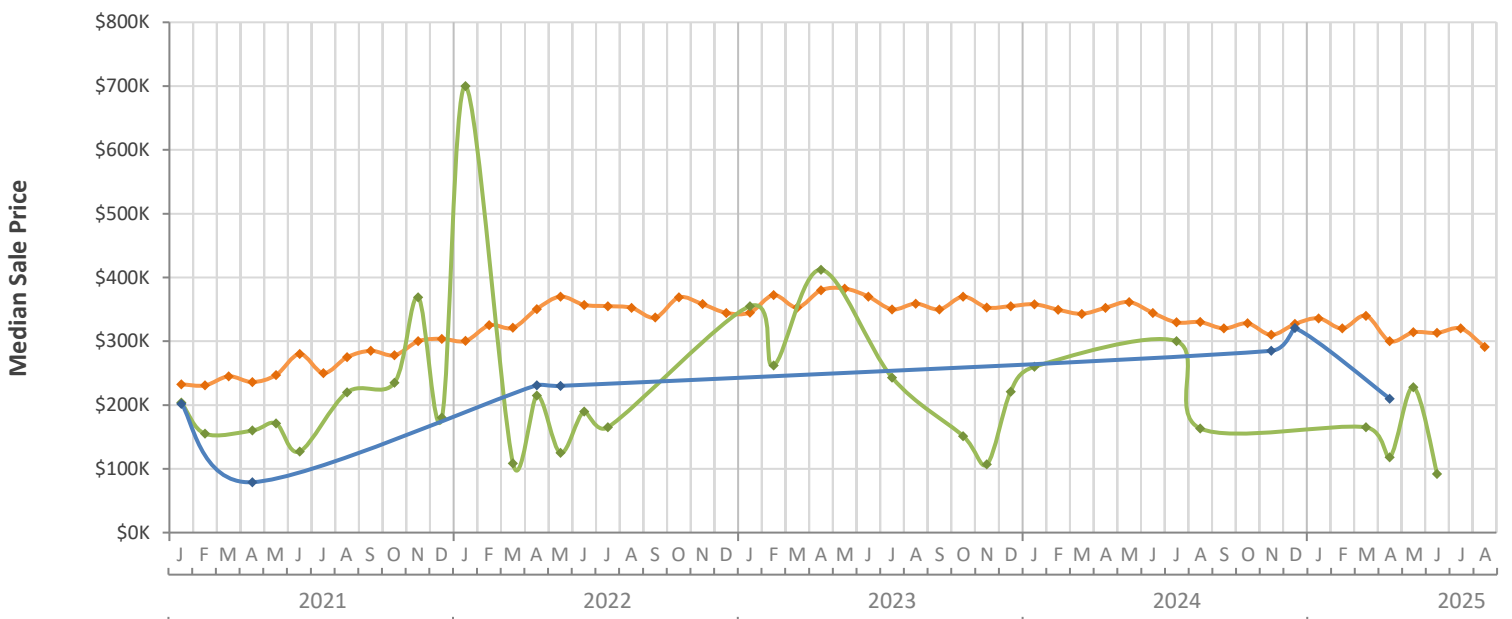
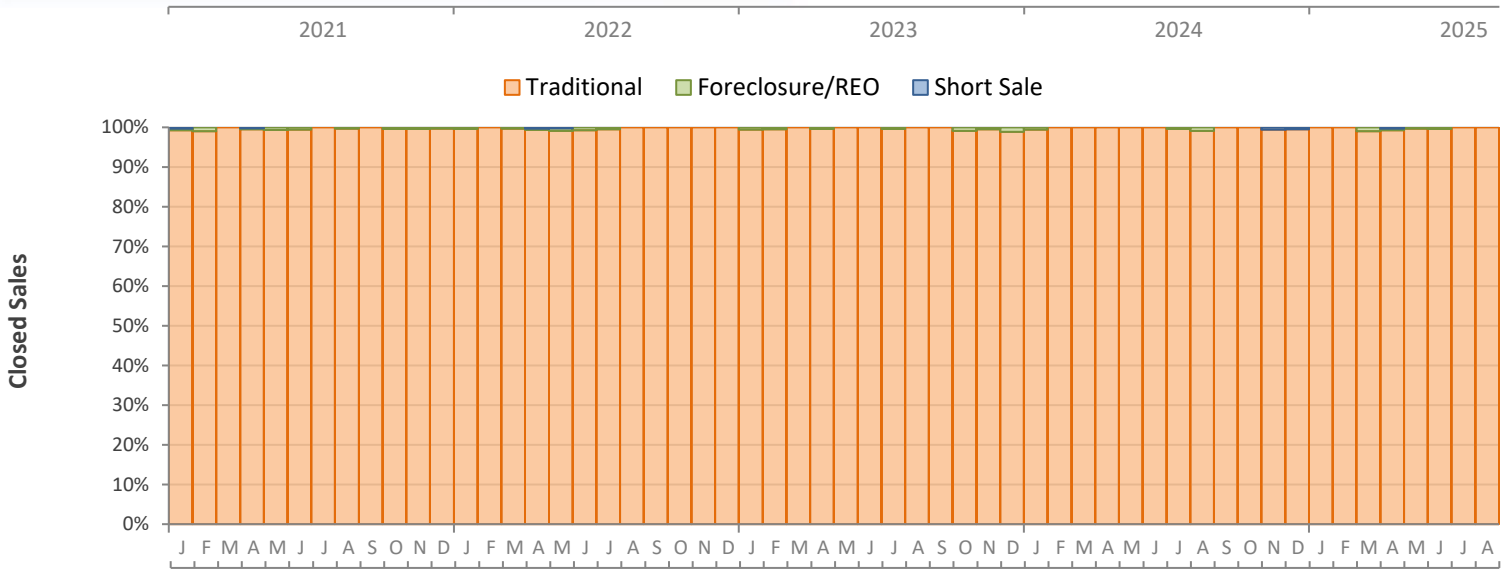
Monthly Distressed Market - August 2025

Townhouses and Condos

Manatee County



		August 2025	August 2024	Percent Change Year-over-Year
Traditional	Closed Sales	200	213	-6.1%
	Median Sale Price	\$291,250	\$330,000	-11.7%
Foreclosure/REO	Closed Sales	0	2	-100.0%
	Median Sale Price	(No Sales)	\$163,325	N/A
Short Sale	Closed Sales	0	0	N/A
	Median Sale Price	(No Sales)	(No Sales)	N/A



Produced by Florida REALTORS® with data provided by Florida's multiple listing services. Statistics for each month compiled from MLS feeds on the 15th day of the following month. Data released on Tuesday, September 23, 2025. Next data release is Thursday, October 23, 2025.