

Monthly Market Summary - December 2025

Townhouses and Condos

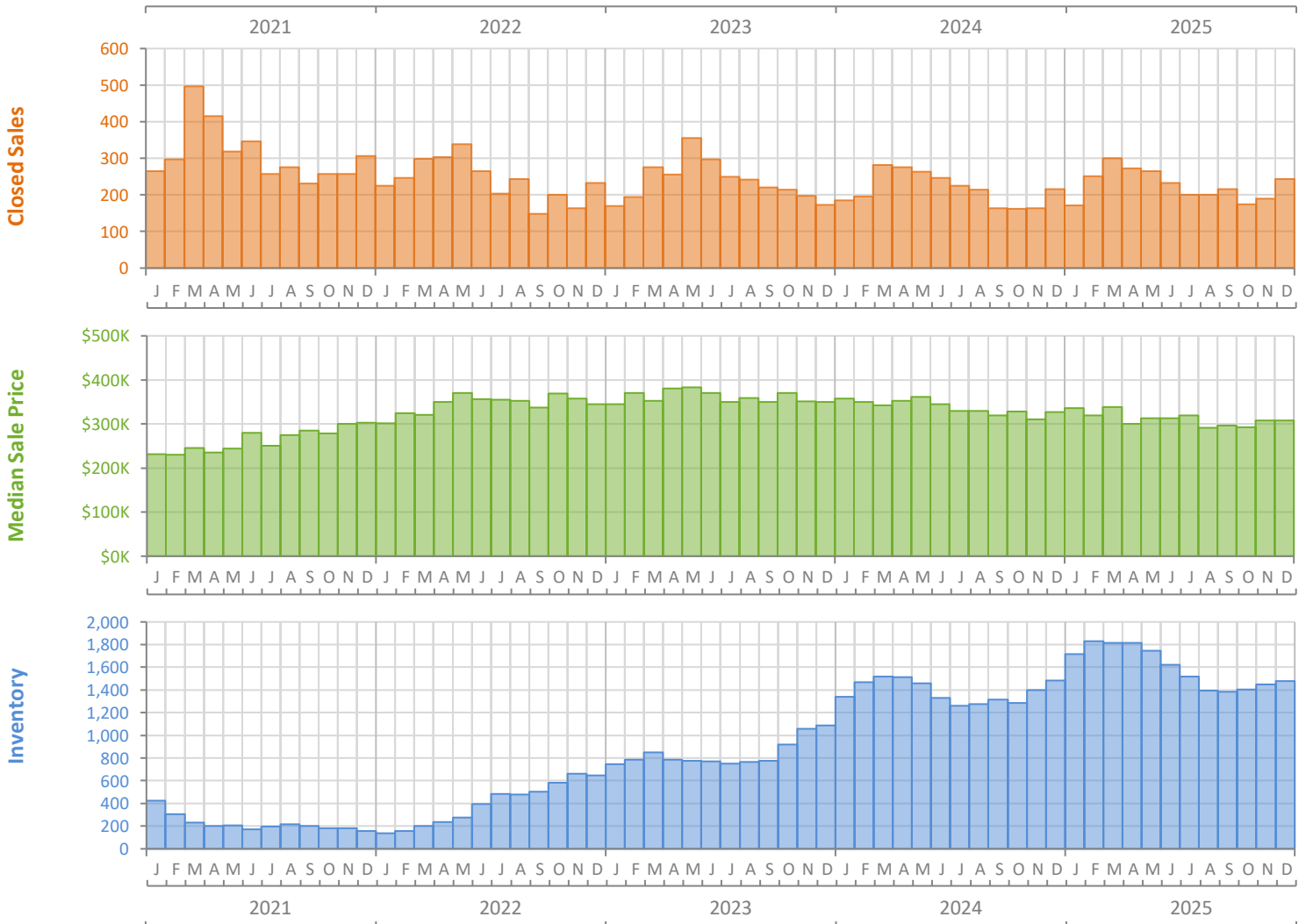
Manatee County



FloridaRealtors®
The Voice for Real Estate® in Florida



	December 2025	December 2024	Percent Change Year-over-Year
Closed Sales	244	216	13.0%
Paid in Cash	142	108	31.5%
Median Sale Price	\$307,500	\$327,000	-6.0%
Average Sale Price	\$352,068	\$361,827	-2.7%
Dollar Volume	\$85.9 Million	\$78.2 Million	9.9%
Med. Pct. of Orig. List Price Received	92.3%	94.8%	-2.6%
Median Time to Contract	63 Days	56 Days	12.5%
Median Time to Sale	100 Days	110 Days	-9.1%
New Pending Sales	196	193	1.6%
New Listings	339	353	-4.0%
Pending Inventory	235	248	-5.2%
Inventory (Active Listings)	1,480	1,483	-0.2%
Months Supply of Inventory	6.5	6.9	-5.8%



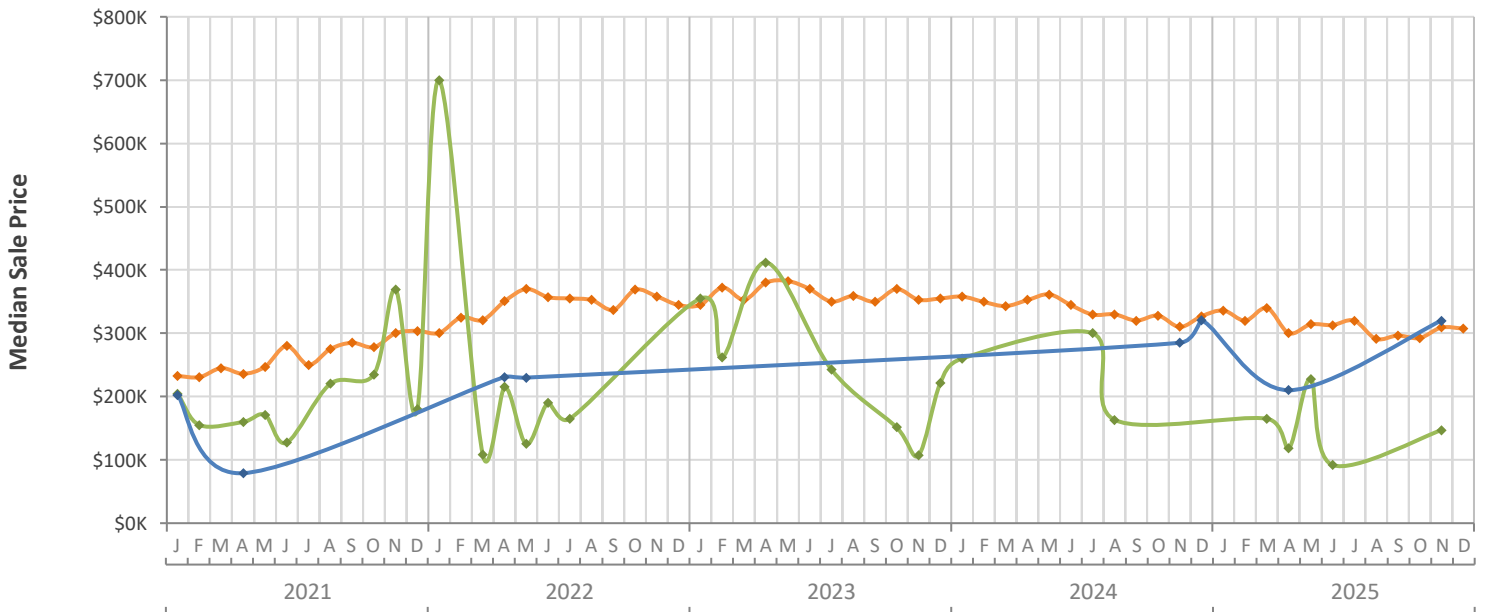
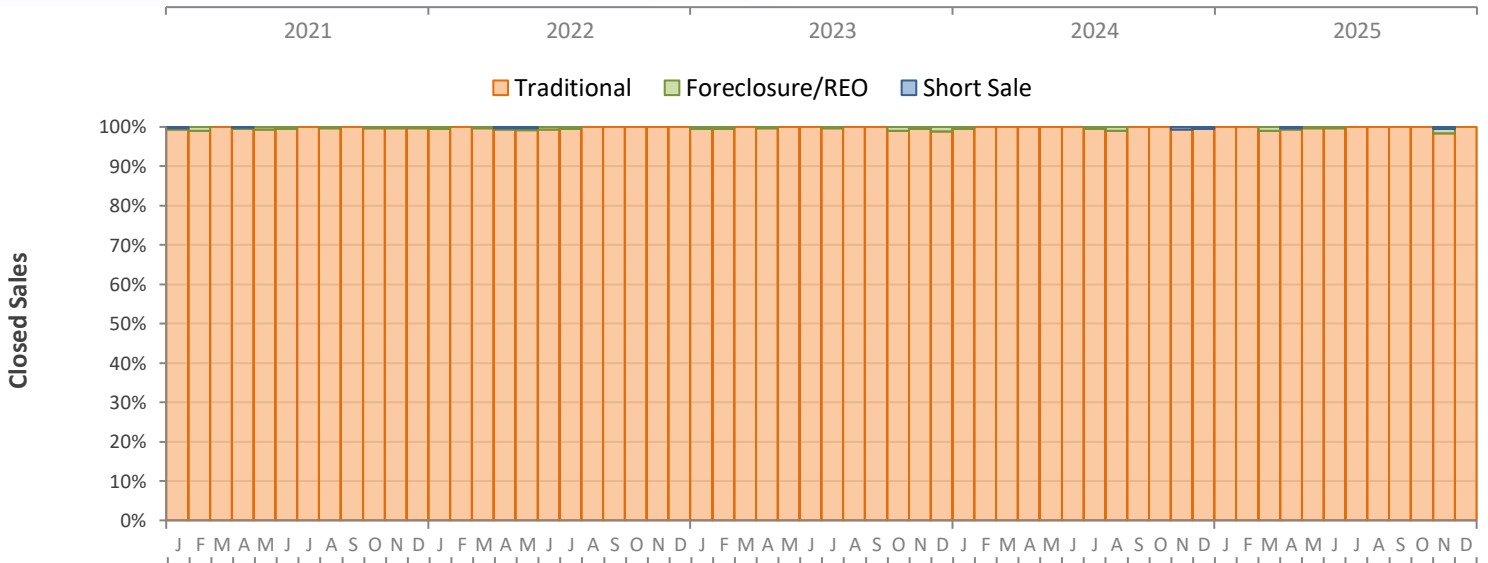
Monthly Distressed Market - December 2025

Townhouses and Condos

Manatee County



		December 2025	December 2024	Percent Change Year-over-Year
Traditional	Closed Sales	244	215	13.5%
	Median Sale Price	\$307,500	\$327,000	-6.0%
Foreclosure/REO	Closed Sales	0	0	N/A
	Median Sale Price	(No Sales)	(No Sales)	N/A
Short Sale	Closed Sales	0	1	-100.0%
	Median Sale Price	(No Sales)	\$320,552	N/A



Produced by Florida REALTORS® with data provided by Florida's multiple listing services. Statistics for each month compiled from MLS feeds on the 10th day of the following month. Data released on Friday, January 16, 2026. Next data release is Tuesday, February 17, 2026.