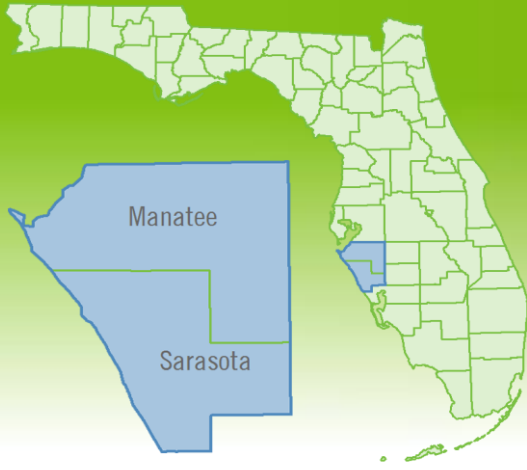


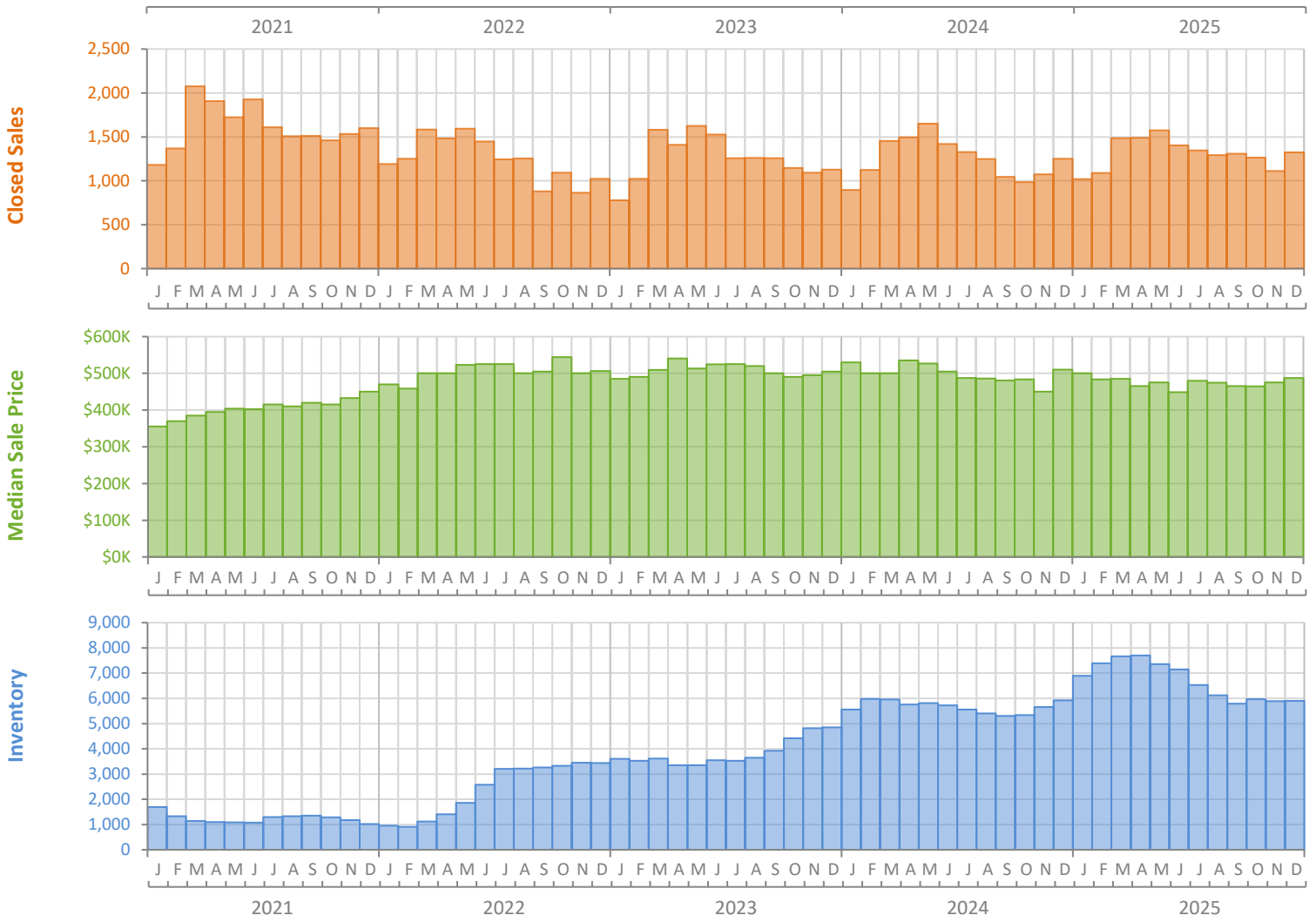
Monthly Market Summary - December 2025

Single-Family Homes

North Port-Sarasota-Bradenton MSA



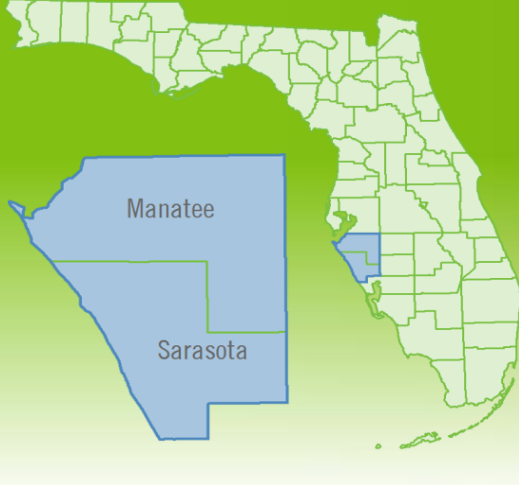
	December 2025	December 2024	Percent Change Year-over-Year
Closed Sales	1,323	1,252	5.7%
Paid in Cash	460	470	-2.1%
Median Sale Price	\$487,250	\$510,000	-4.5%
Average Sale Price	\$676,964	\$704,759	-3.9%
Dollar Volume	\$895.6 Million	\$882.4 Million	1.5%
Med. Pct. of Orig. List Price Received	94.1%	94.7%	-0.6%
Median Time to Contract	52 Days	49 Days	6.1%
Median Time to Sale	96 Days	89 Days	7.9%
New Pending Sales	1,017	1,017	0.0%
New Listings	1,472	1,655	-11.1%
Pending Inventory	1,305	1,297	0.6%
Inventory (Active Listings)	5,898	5,922	-0.4%
Months Supply of Inventory	4.5	4.7	-4.3%



Monthly Distressed Market - December 2025

Single-Family Homes

North Port-Sarasota-Bradenton MSA



		December 2025	December 2024	Percent Change Year-over-Year
Traditional	Closed Sales	1,307	1,248	4.7%
	Median Sale Price	\$490,000	\$510,000	-3.9%
Foreclosure/REO	Closed Sales	12	3	300.0%
	Median Sale Price	\$232,500	\$230,000	1.1%
Short Sale	Closed Sales	4	1	300.0%
	Median Sale Price	\$480,000	\$440,000	9.1%

