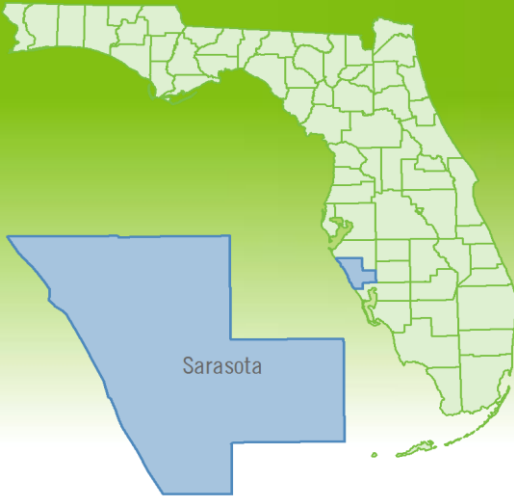


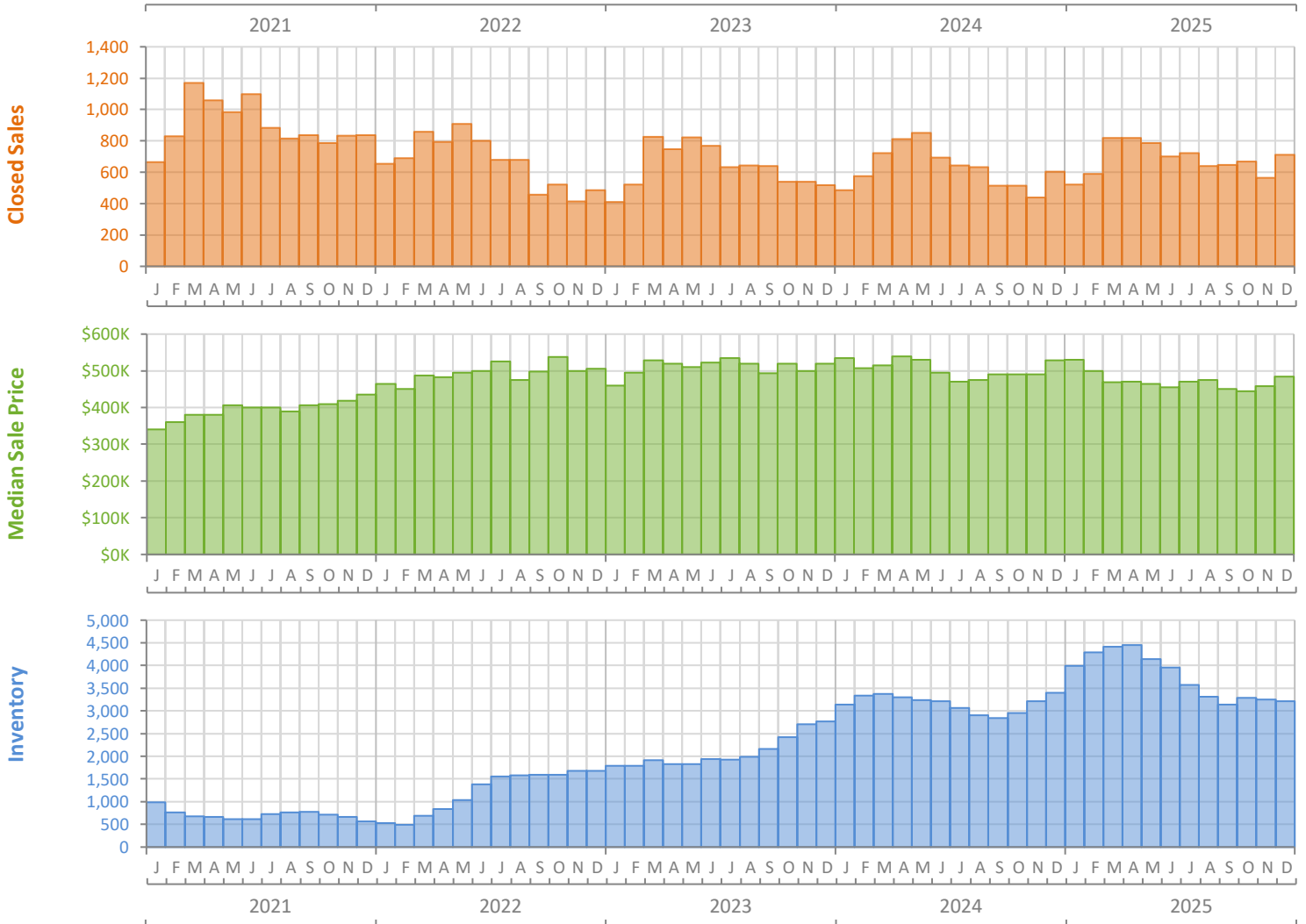
Monthly Market Summary - December 2025

Single-Family Homes

Sarasota County



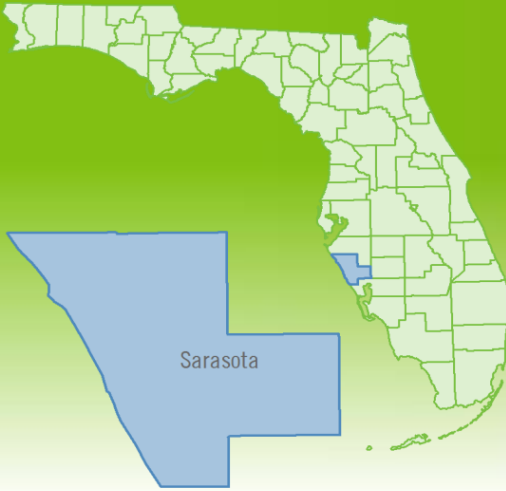
	December 2025	December 2024	Percent Change Year-over-Year
Closed Sales	711	604	17.7%
Paid in Cash	275	266	3.4%
Median Sale Price	\$485,000	\$528,700	-8.3%
Average Sale Price	\$697,579	\$736,508	-5.3%
Dollar Volume	\$496.0 Million	\$444.9 Million	11.5%
Med. Pct. of Orig. List Price Received	93.5%	94.8%	-1.4%
Median Time to Contract	51 Days	43 Days	18.6%
Median Time to Sale	89 Days	82 Days	8.5%
New Pending Sales	524	516	1.6%
New Listings	748	920	-18.7%
Pending Inventory	640	652	-1.8%
Inventory (Active Listings)	3,211	3,404	-5.7%
Months Supply of Inventory	4.7	5.5	-14.5%



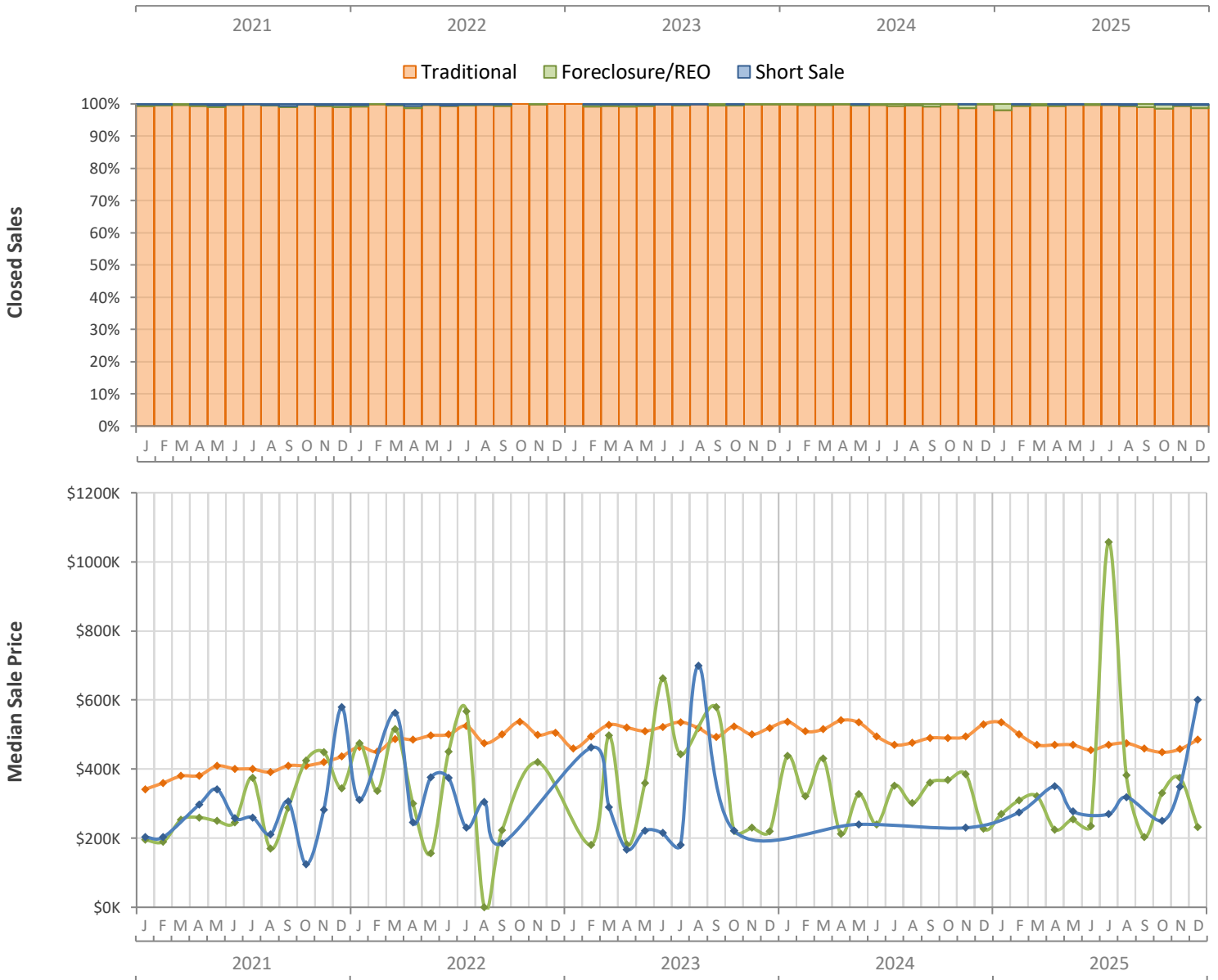
Monthly Distressed Market - December 2025

Single-Family Homes

Sarasota County



		December 2025	December 2024	Percent Change Year-over-Year
Traditional	Closed Sales	701	603	16.3%
	Median Sale Price	\$485,000	\$529,900	-8.5%
Foreclosure/REO	Closed Sales	7	1	600.0%
	Median Sale Price	\$232,000	\$228,000	1.8%
Short Sale	Closed Sales	3	0	N/A
	Median Sale Price	\$600,000	(No Sales)	N/A



Produced by Florida REALTORS® with data provided by Florida's multiple listing services. Statistics for each month compiled from MLS feeds on the 10th day of the following month. Data released on Friday, January 16, 2026. Next data release is Tuesday, February 17, 2026.