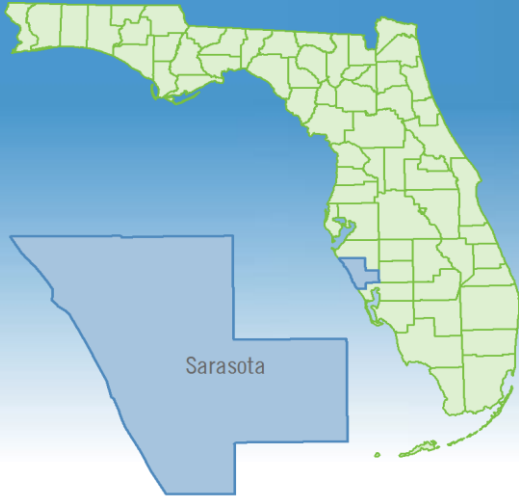


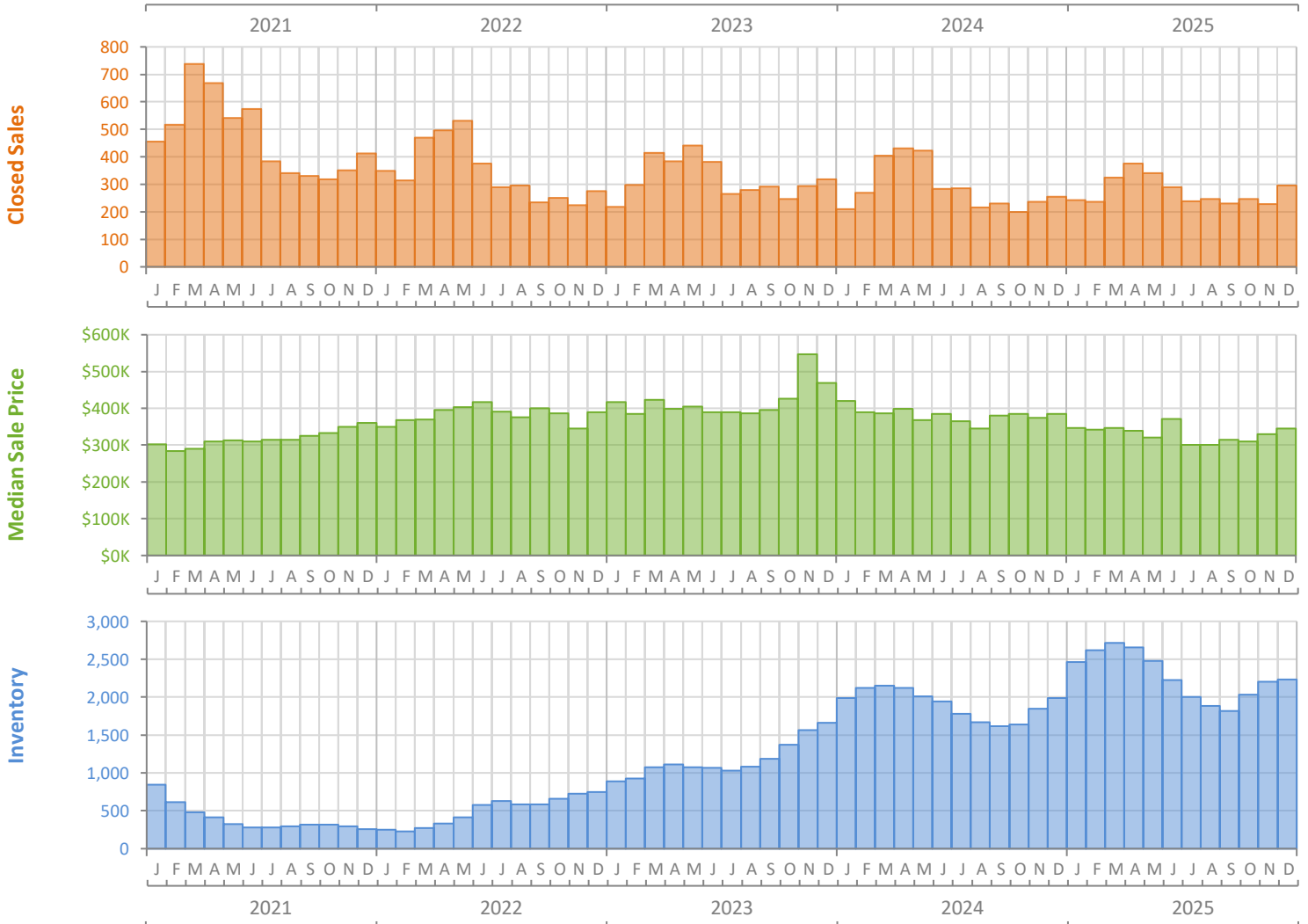
Monthly Market Summary - December 2025

Townhouses and Condos

Sarasota County



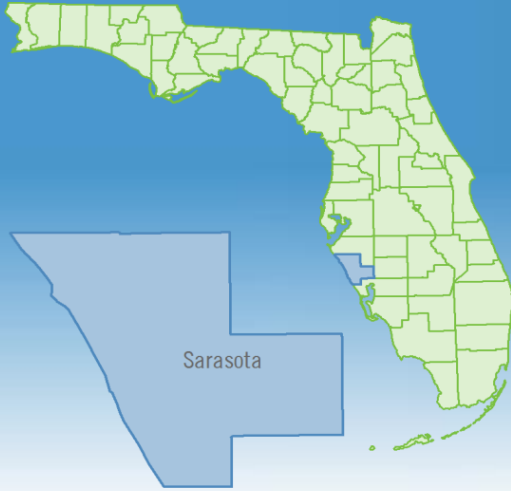
	December 2025	December 2024	Percent Change Year-over-Year
Closed Sales	295	256	15.2%
Paid in Cash	190	173	9.8%
Median Sale Price	\$345,000	\$384,250	-10.2%
Average Sale Price	\$570,164	\$843,042	-32.4%
Dollar Volume	\$168.2 Million	\$215.8 Million	-22.1%
Med. Pct. of Orig. List Price Received	92.2%	93.7%	-1.6%
Median Time to Contract	59 Days	67 Days	-11.9%
Median Time to Sale	99 Days	109 Days	-9.2%
New Pending Sales	247	206	19.9%
New Listings	383	503	-23.9%
Pending Inventory	461	435	6.0%
Inventory (Active Listings)	2,231	1,987	12.3%
Months Supply of Inventory	8.1	6.9	17.4%



Monthly Distressed Market - December 2025

Townhouses and Condos

Sarasota County



		December 2025	December 2024	Percent Change Year-over-Year
Traditional	Closed Sales	295	256	15.2%
	Median Sale Price	\$345,000	\$384,250	-10.2%
Foreclosure/REO	Closed Sales	0	0	N/A
	Median Sale Price	(No Sales)	(No Sales)	N/A
Short Sale	Closed Sales	0	0	N/A
	Median Sale Price	(No Sales)	(No Sales)	N/A

