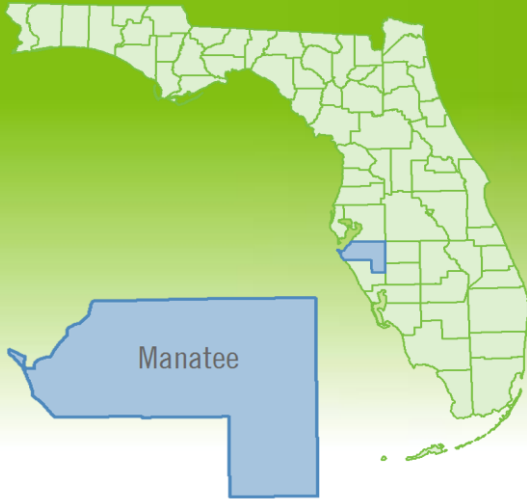


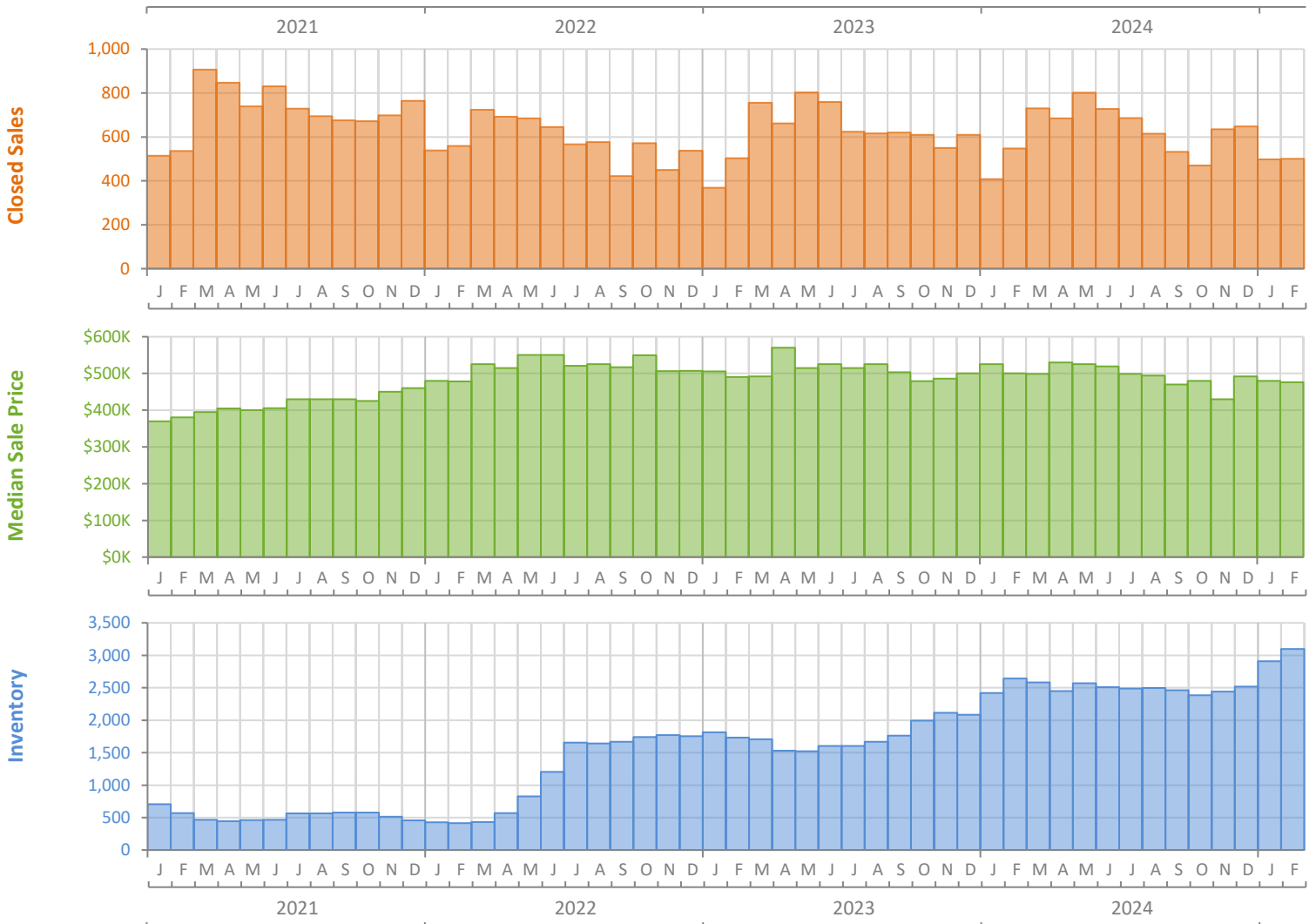
Monthly Market Summary - February 2025

Single-Family Homes

Manatee County



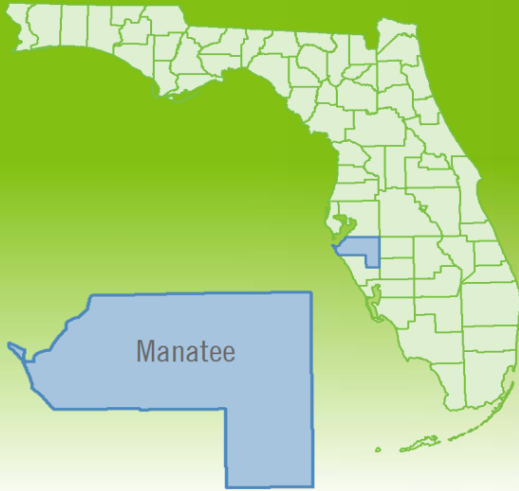
	February 2025	February 2024	Percent Change Year-over-Year
Closed Sales	500	547	-8.6%
Paid in Cash	166	191	-13.1%
Median Sale Price	\$475,995	\$499,990	-4.8%
Average Sale Price	\$656,758	\$722,563	-9.1%
Dollar Volume	\$328.4 Million	\$395.2 Million	-16.9%
Med. Pct. of Orig. List Price Received	95.6%	95.4%	0.2%
Median Time to Contract	46 Days	57 Days	-19.3%
Median Time to Sale	95 Days	102 Days	-6.9%
New Pending Sales	643	681	-5.6%
New Listings	970	1,039	-6.6%
Pending Inventory	911	998	-8.7%
Inventory (Active Listings)	3,097	2,641	17.3%
Months Supply of Inventory	4.9	4.2	16.7%



Monthly Distressed Market - February 2025

Single-Family Homes

Manatee County



		February 2025	February 2024	Percent Change Year-over-Year
Traditional	Closed Sales	494	545	-9.4%
	Median Sale Price	\$477,250	\$499,990	-4.5%
Foreclosure/REO	Closed Sales	3	2	50.0%
	Median Sale Price	\$314,900	\$441,000	-28.6%
Short Sale	Closed Sales	3	0	N/A
	Median Sale Price	\$358,212	(No Sales)	N/A

