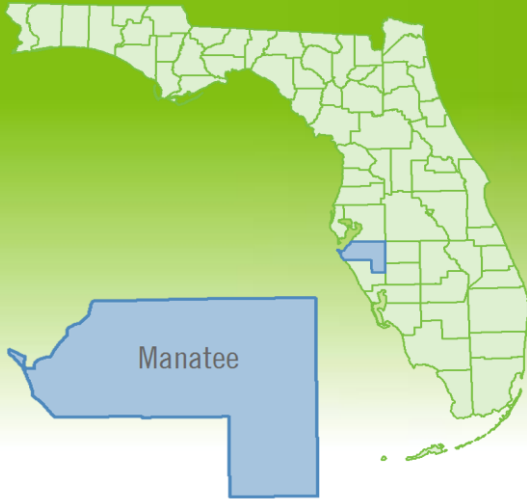


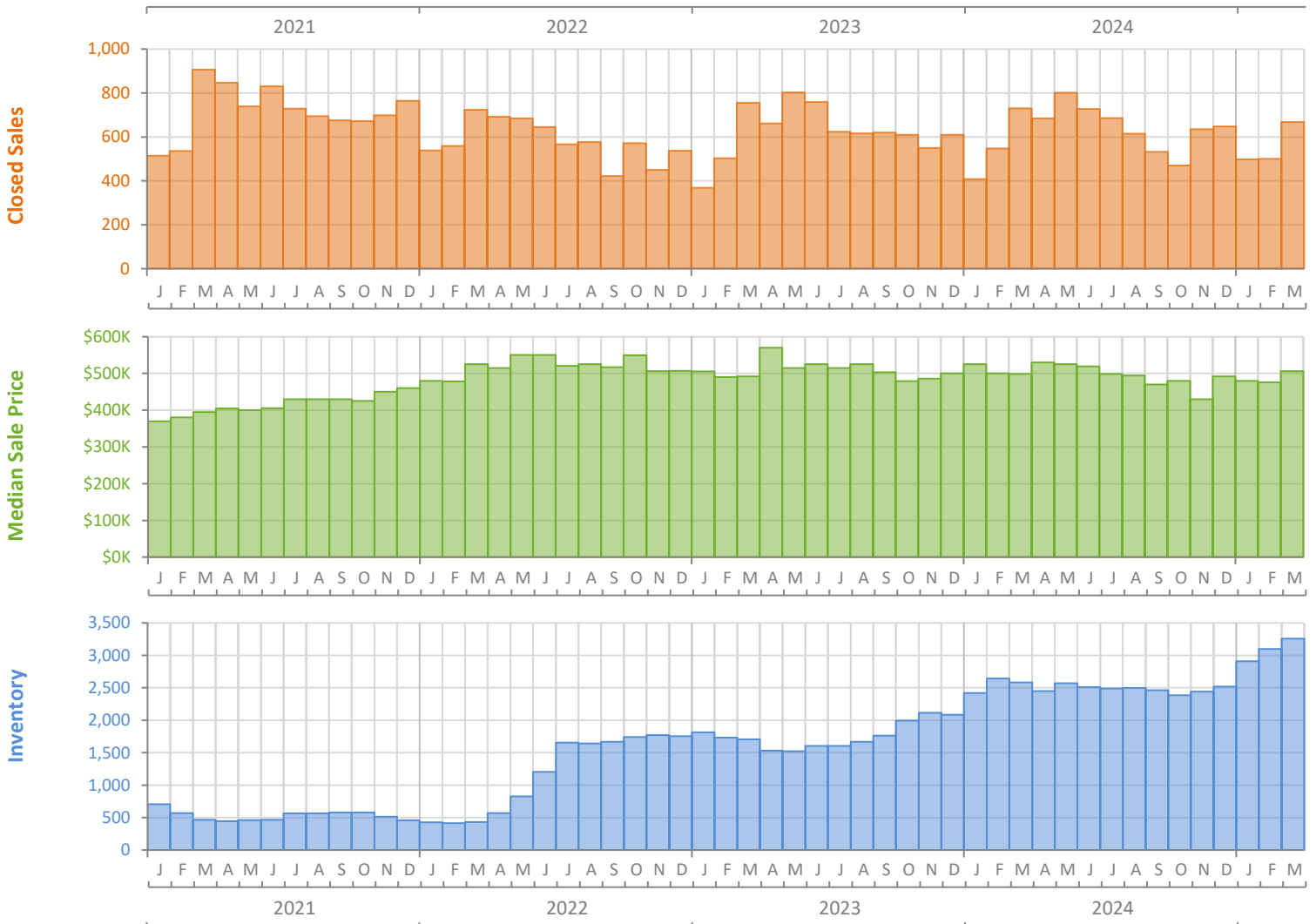
# Monthly Market Summary - March 2025

## Single-Family Homes

### Manatee County



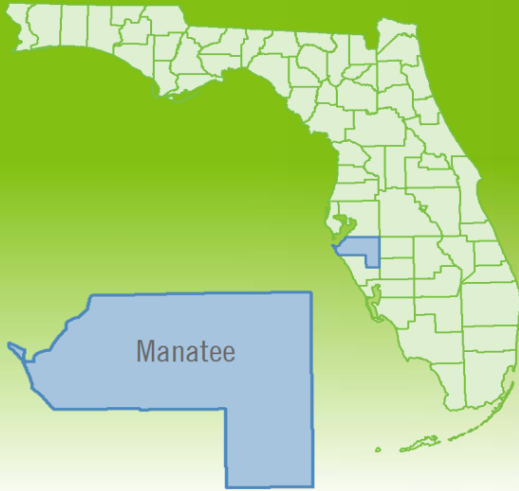
	March 2025	March 2024	Percent Change Year-over-Year
Closed Sales	668	730	-8.5%
Paid in Cash	216	244	-11.5%
Median Sale Price	\$506,317	\$498,805	1.5%
Average Sale Price	\$664,874	\$653,281	1.8%
Dollar Volume	\$444.1 Million	\$476.9 Million	-6.9%
Med. Pct. of Orig. List Price Received	95.8%	96.5%	-0.7%
Median Time to Contract	46 Days	51 Days	-9.8%
Median Time to Sale	95 Days	98 Days	-3.1%
New Pending Sales	737	778	-5.3%
New Listings	1,040	848	22.6%
Pending Inventory	965	1,023	-5.7%
Inventory (Active Listings)	3,256	2,581	26.2%
Months Supply of Inventory	5.2	4.1	26.8%



# Monthly Distressed Market - March 2025

## Single-Family Homes

### Manatee County



		March 2025	March 2024	Percent Change Year-over-Year
Traditional	Closed Sales	663	729	-9.1%
	Median Sale Price	\$508,493	\$498,610	2.0%
Foreclosure/REO	Closed Sales	4	1	300.0%
	Median Sale Price	\$338,750	\$1,152,000	-70.6%
Short Sale	Closed Sales	1	0	N/A
	Median Sale Price	\$480,000	(No Sales)	N/A

