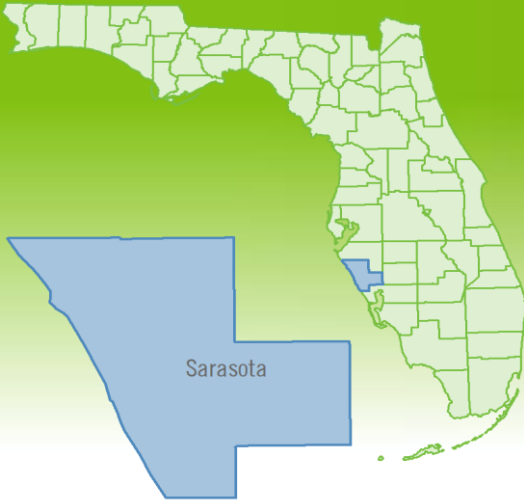


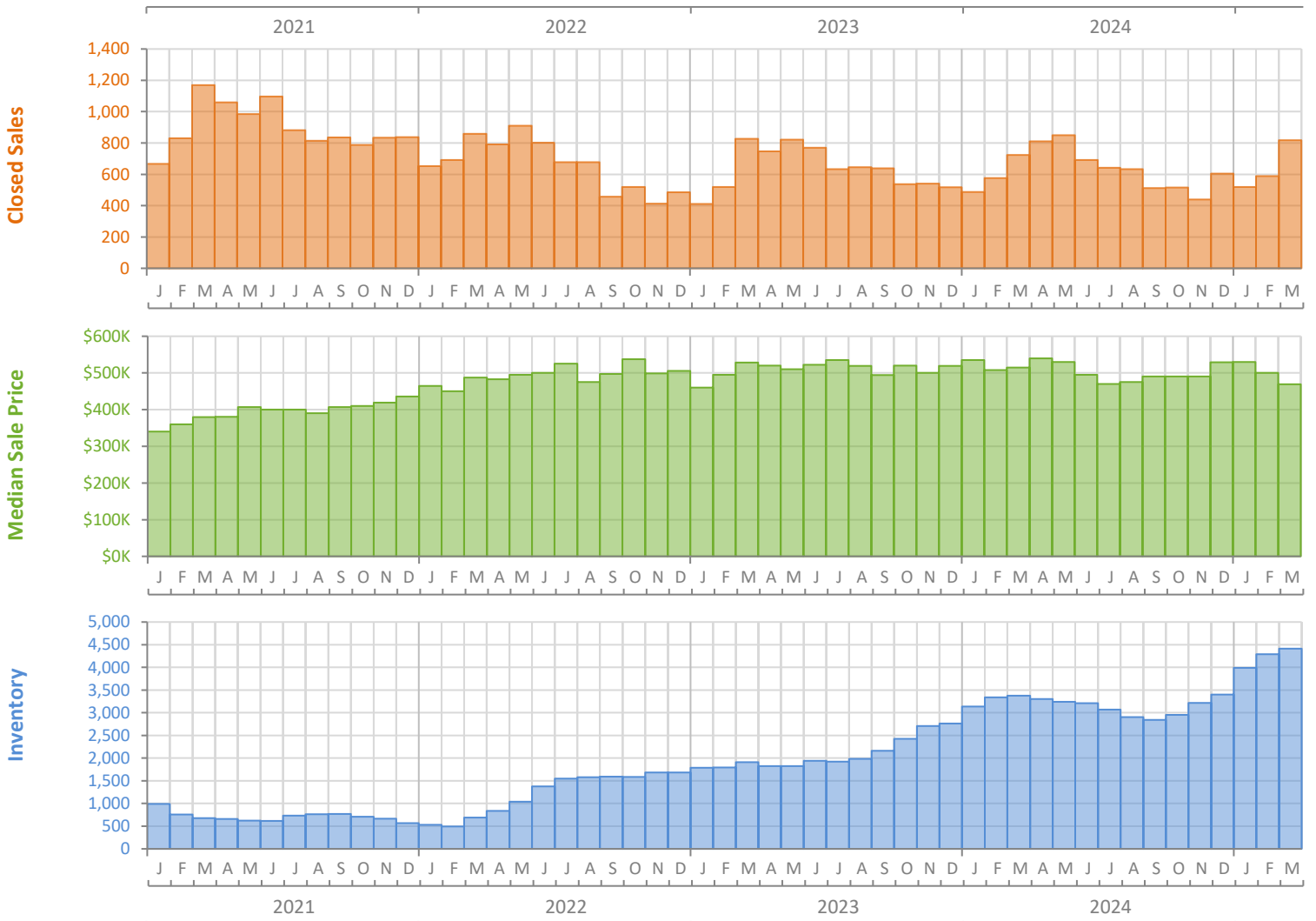
Monthly Market Summary - March 2025

Single-Family Homes

Sarasota County



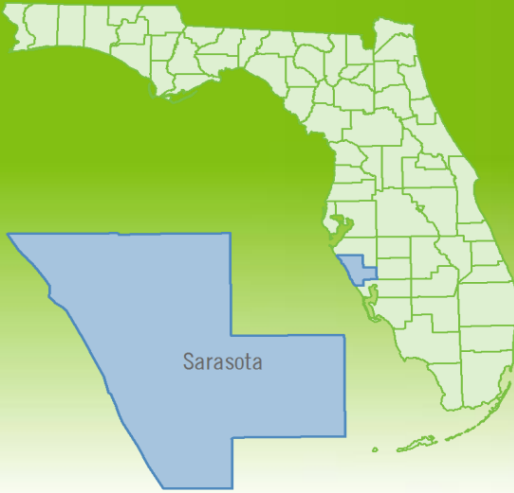
	March 2025	March 2024	Percent Change Year-over-Year
Closed Sales	817	723	13.0%
Paid in Cash	365	322	13.4%
Median Sale Price	\$469,450	\$515,000	-8.8%
Average Sale Price	\$727,555	\$798,731	-8.9%
Dollar Volume	\$594.4 Million	\$577.5 Million	2.9%
Med. Pct. of Orig. List Price Received	94.2%	95.2%	-1.1%
Median Time to Contract	40 Days	40 Days	0.0%
Median Time to Sale	82 Days	78 Days	5.1%
New Pending Sales	837	816	2.6%
New Listings	1,226	1,055	16.2%
Pending Inventory	1,051	1,094	-3.9%
Inventory (Active Listings)	4,412	3,374	30.8%
Months Supply of Inventory	6.9	5.3	30.2%



Monthly Distressed Market - March 2025

Single-Family Homes

Sarasota County



		March 2025	March 2024	Percent Change Year-over-Year
Traditional	Closed Sales	813	721	12.8%
	Median Sale Price	\$469,950	\$515,000	-8.7%
Foreclosure/REO	Closed Sales	4	2	100.0%
	Median Sale Price	\$321,000	\$430,350	-25.4%
Short Sale	Closed Sales	0	0	N/A
	Median Sale Price	(No Sales)	(No Sales)	N/A

