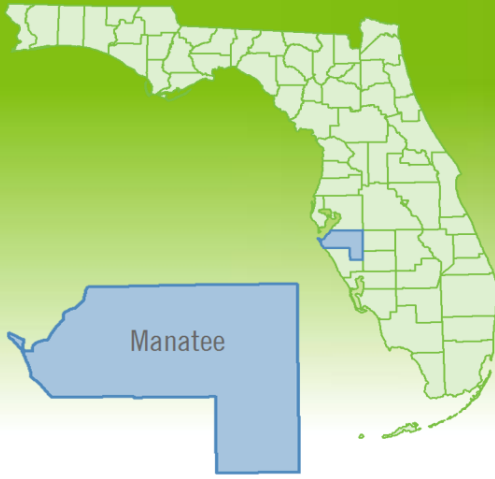


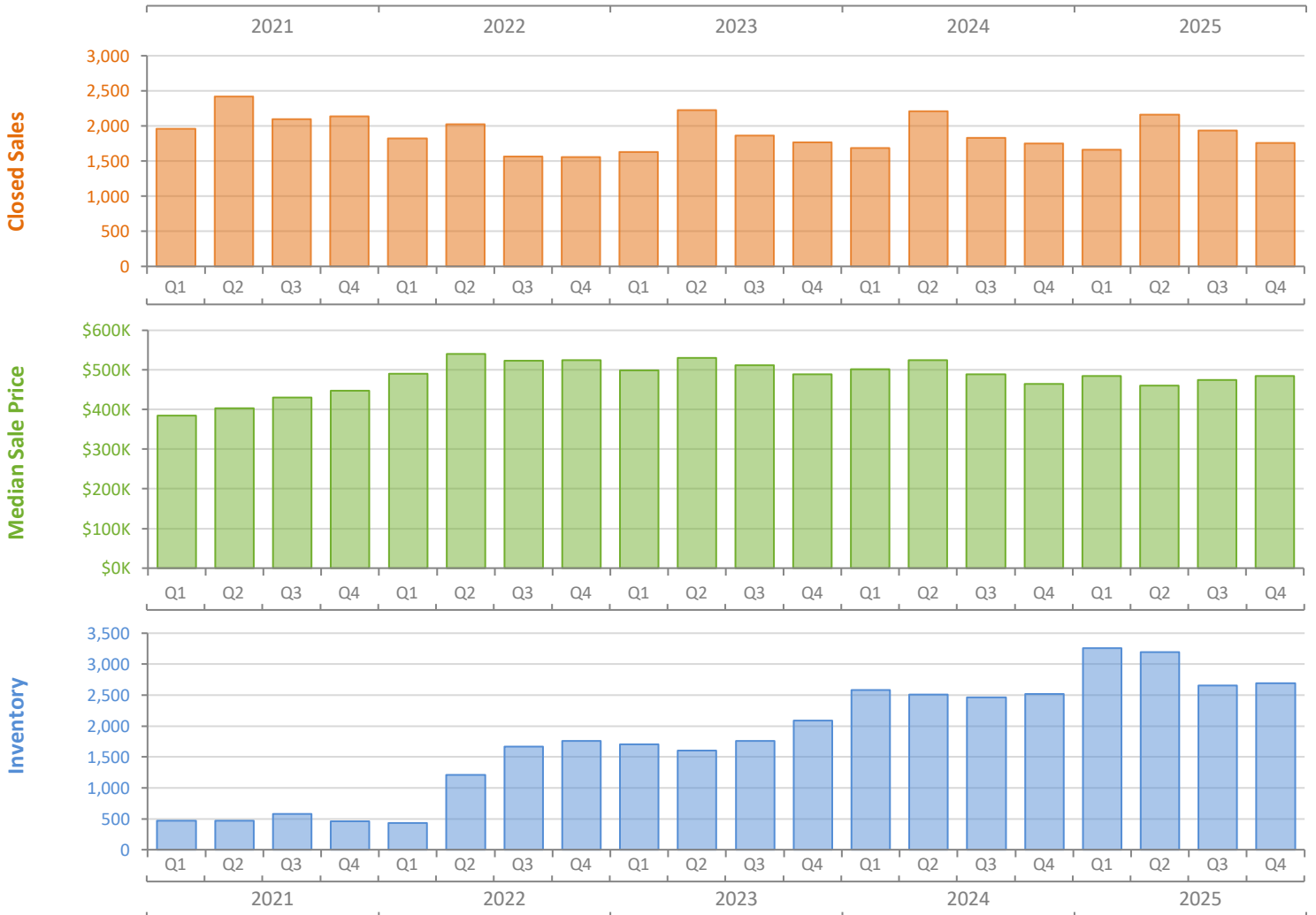
Quarterly Market Summary - Q4 2025

Single-Family Homes

Manatee County



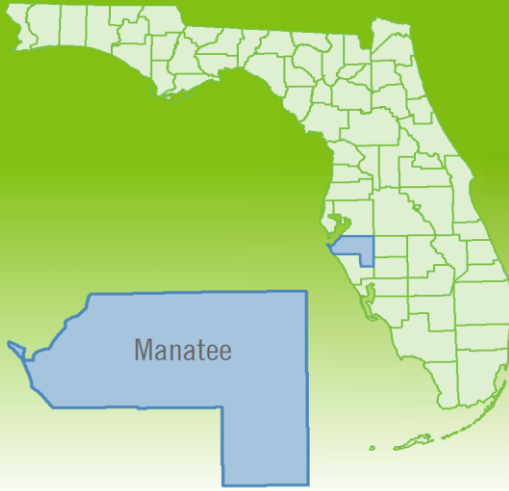
	Q4 2025	Q4 2024	Percent Change Year-over-Year
Closed Sales	1,756	1,753	0.2%
Paid in Cash	495	531	-6.8%
Median Sale Price	\$485,000	\$465,000	4.3%
Average Sale Price	\$640,949	\$630,616	1.6%
Dollar Volume	\$1.1 Billion	\$1.1 Billion	1.8%
Med. Pct. of Orig. List Price Received	94.8%	94.9%	-0.1%
Median Time to Contract	60 Days	53 Days	13.2%
Median Time to Sale	106 Days	105 Days	1.0%
New Pending Sales	1,628	1,573	3.5%
New Listings	2,233	2,161	3.3%
Pending Inventory	665	645	3.1%
Inventory (Active Listings)	2,687	2,518	6.7%
Months Supply of Inventory	4.3	4.0	7.5%



Quarterly Distressed Market - Q4 2025

Single-Family Homes

Manatee County



		Q4 2025	Q4 2024	Percent Change Year-over-Year
Traditional	Closed Sales	1,744	1,749	-0.3%
	Median Sale Price	\$487,233	\$465,005	4.8%
Foreclosure/REO	Closed Sales	9	3	200.0%
	Median Sale Price	\$260,000	\$230,000	13.0%
Short Sale	Closed Sales	3	1	200.0%
	Median Sale Price	\$315,000	\$440,000	-28.4%

