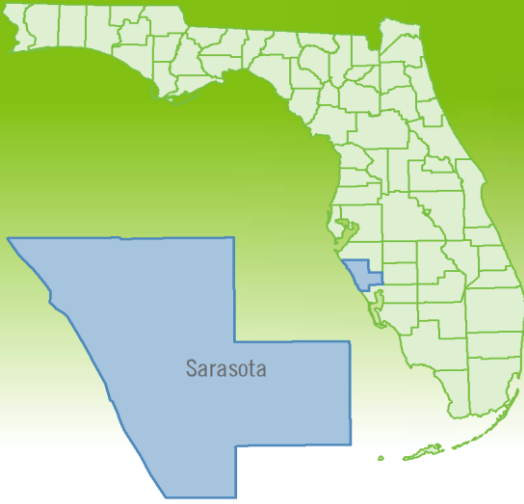


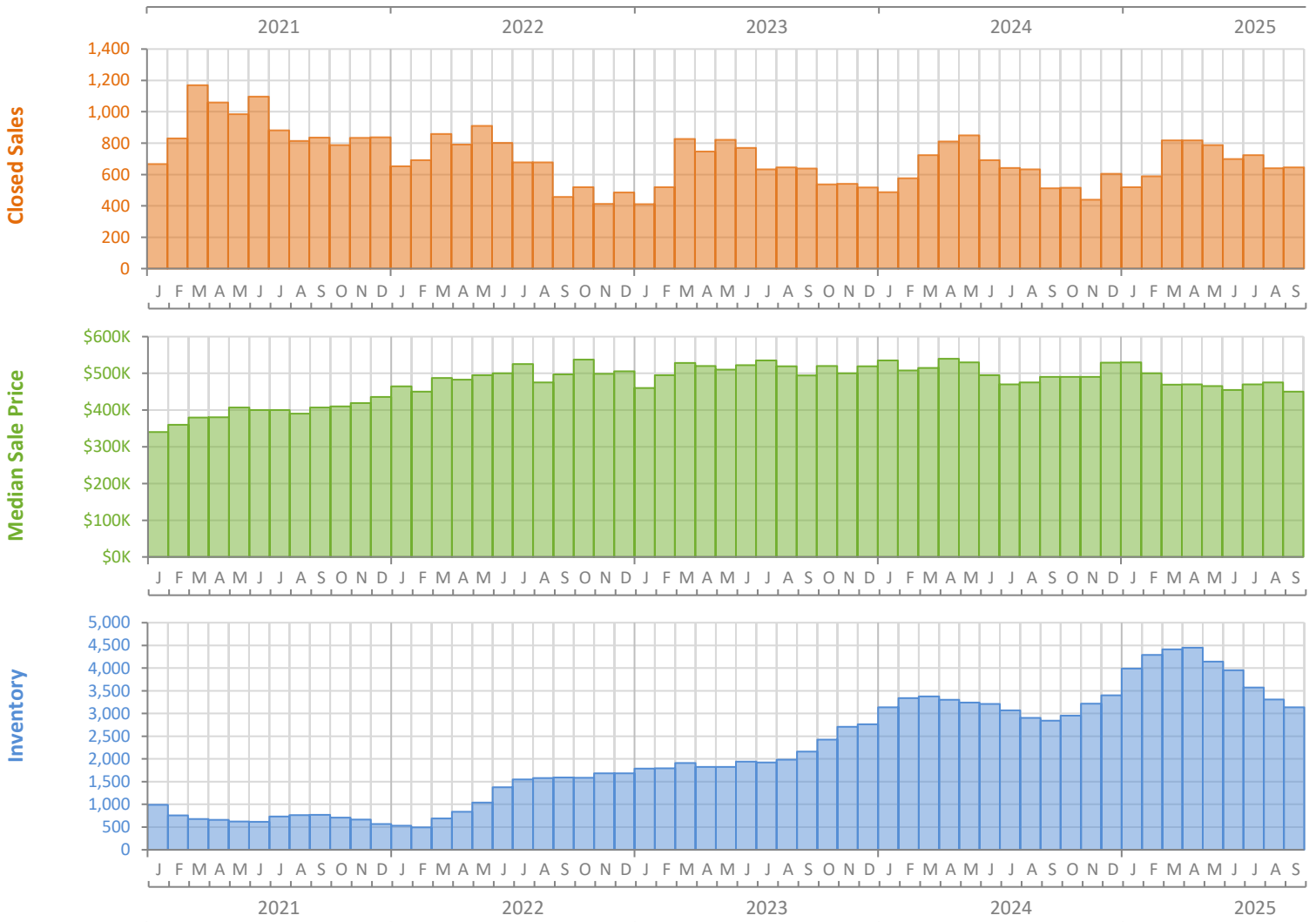
Monthly Market Summary - September 2025

Single-Family Homes

Sarasota County



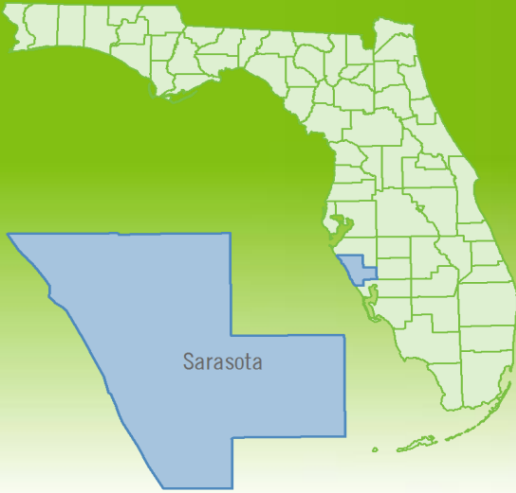
	September 2025	September 2024	Percent Change Year-over-Year
Closed Sales	646	513	25.9%
Paid in Cash	261	209	24.9%
Median Sale Price	\$450,000	\$490,000	-8.2%
Average Sale Price	\$645,845	\$631,569	2.3%
Dollar Volume	\$417.2 Million	\$324.0 Million	28.8%
Med. Pct. of Orig. List Price Received	92.2%	94.0%	-1.9%
Median Time to Contract	64 Days	48 Days	33.3%
Median Time to Sale	105 Days	92 Days	14.1%
New Pending Sales	637	518	23.0%
New Listings	754	749	0.7%
Pending Inventory	826	758	9.0%
Inventory (Active Listings)	3,137	2,841	10.4%
Months Supply of Inventory	4.8	4.5	6.7%



Monthly Distressed Market - September 2025

Single-Family Homes

Sarasota County



		September 2025	September 2024	Percent Change Year-over-Year
Traditional	Closed Sales	640	509	25.7%
	Median Sale Price	\$459,000	\$490,000	-6.3%
Foreclosure/REO	Closed Sales	6	4	50.0%
	Median Sale Price	\$203,175	\$361,450	-43.8%
Short Sale	Closed Sales	0	0	N/A
	Median Sale Price	(No Sales)	(No Sales)	N/A

