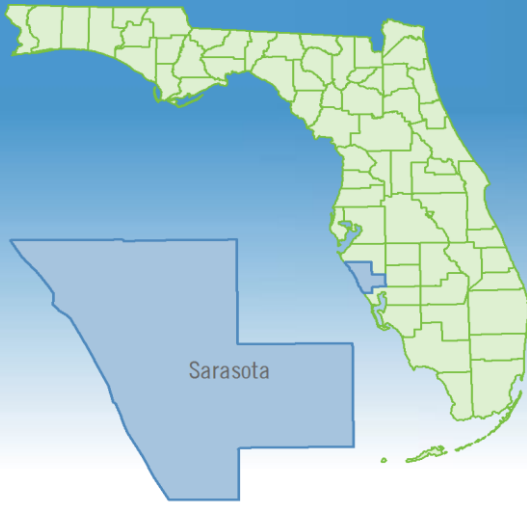


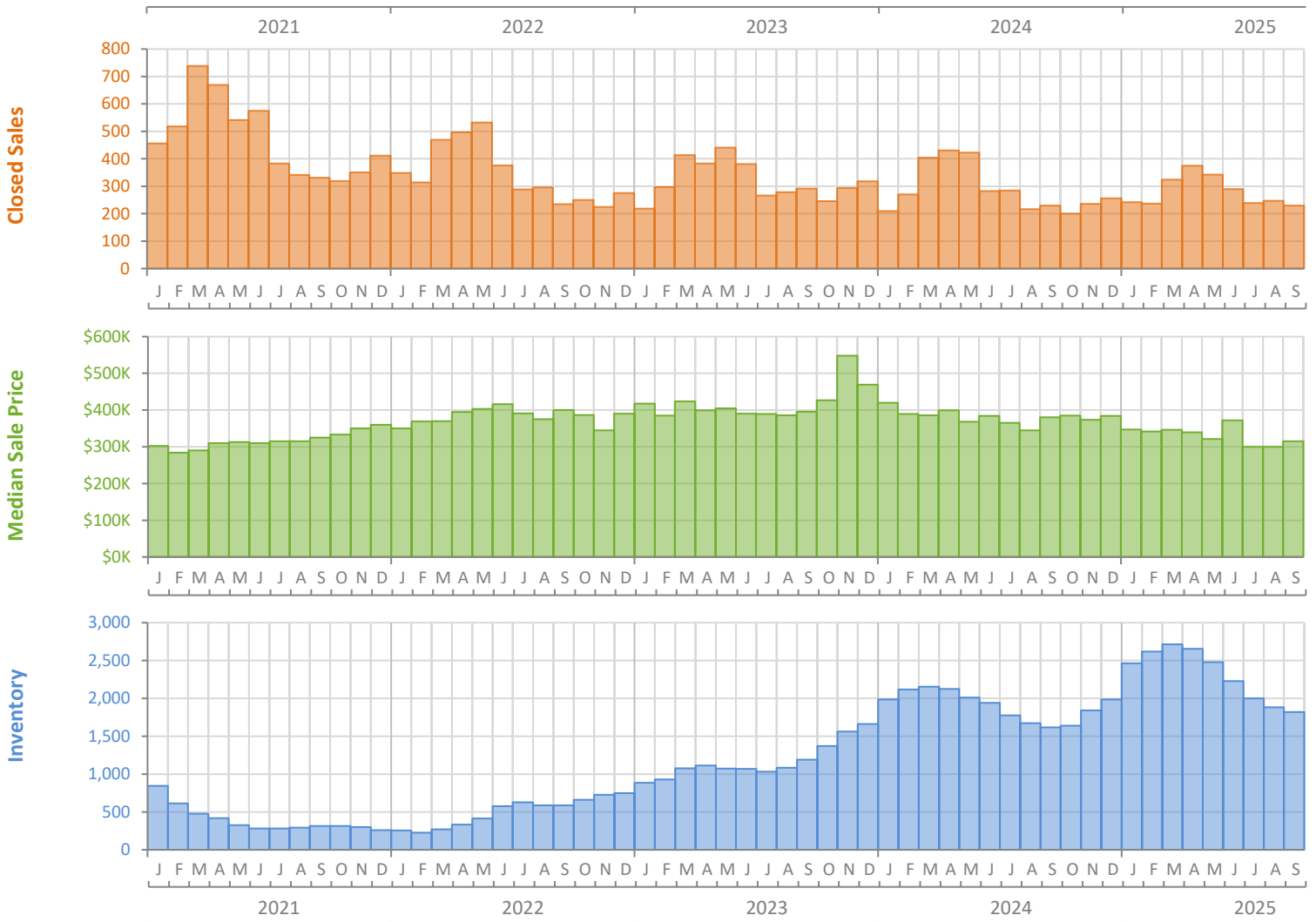
Monthly Market Summary - September 2025

Townhouses and Condos

Sarasota County



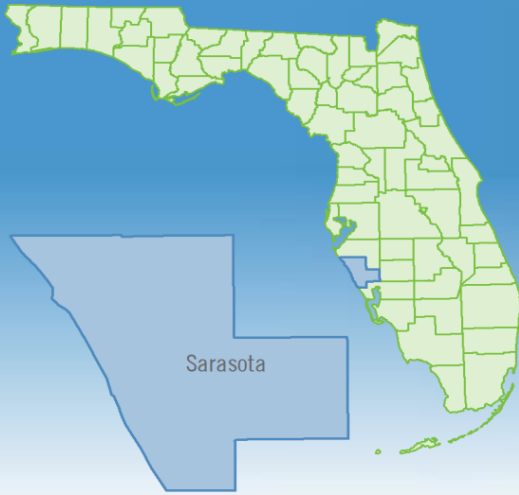
	September 2025	September 2024	Percent Change Year-over-Year
Closed Sales	230	230	0.0%
Paid in Cash	138	137	0.7%
Median Sale Price	\$315,000	\$380,000	-17.1%
Average Sale Price	\$419,617	\$1,167,673	-64.1%
Dollar Volume	\$96.5 Million	\$268.6 Million	-64.1%
Med. Pct. of Orig. List Price Received	88.3%	93.5%	-5.6%
Median Time to Contract	108 Days	57 Days	89.5%
Median Time to Sale	139 Days	108 Days	28.7%
New Pending Sales	244	229	6.6%
New Listings	338	366	-7.7%
Pending Inventory	476	474	0.4%
Inventory (Active Listings)	1,820	1,617	12.6%
Months Supply of Inventory	6.8	5.4	25.9%



Monthly Distressed Market - September 2025

Townhouses and Condos

Sarasota County



		September 2025	September 2024	Percent Change Year-over-Year
Traditional	Closed Sales	229	229	0.0%
	Median Sale Price	\$315,250	\$380,000	-17.0%
Foreclosure/REO	Closed Sales	1	1	0.0%
	Median Sale Price	\$110,000	\$136,000	-19.1%
Short Sale	Closed Sales	0	0	N/A
	Median Sale Price	(No Sales)	(No Sales)	N/A

