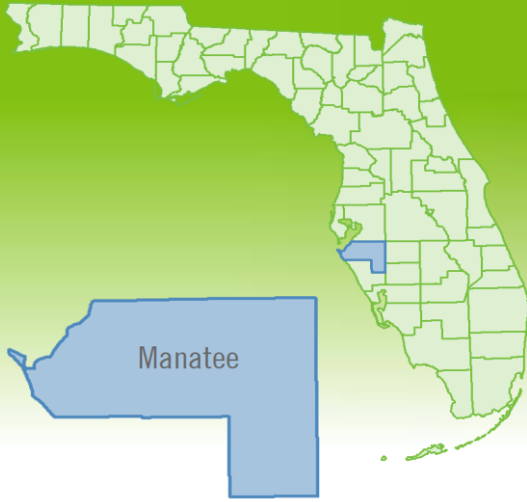


Yearly Market Summary - 2025

Single-Family Homes

Manatee County



	2025	2024	Percent Change Year-over-Year
Closed Sales	7,521	7,485	0.5%
Paid in Cash	2,263	2,377	-4.8%
Median Sale Price	\$475,000	\$499,875	-5.0%
Average Sale Price	\$635,041	\$672,952	-5.6%
Dollar Volume	\$4.8 Billion	\$5.0 Billion	-5.2%
Med. Pct. of Orig. List Price Received	94.6%	95.6%	-1.0%
Median Time to Contract	58 Days	52 Days	11.5%
Median Time to Sale	104 Days	102 Days	2.0%
New Pending Sales	7,567	7,450	1.6%
New Listings	10,230	9,952	2.8%
Pending Inventory	665	645	3.1%
Inventory (Active Listings)	2,687	2,518	6.7%
Months Supply of Inventory	4.3	4.0	7.5%

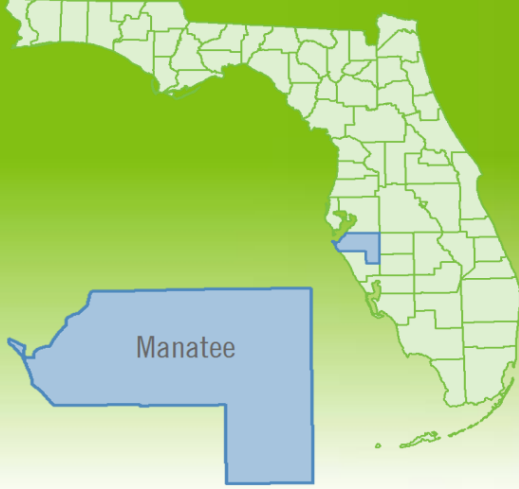


Produced by Florida REALTORS® with data provided by Florida's multiple listing services. Statistics for each month compiled from MLS feeds on the 10th day of the following month. Data released on Friday, January 16, 2026. Next yearly data release is TBD.

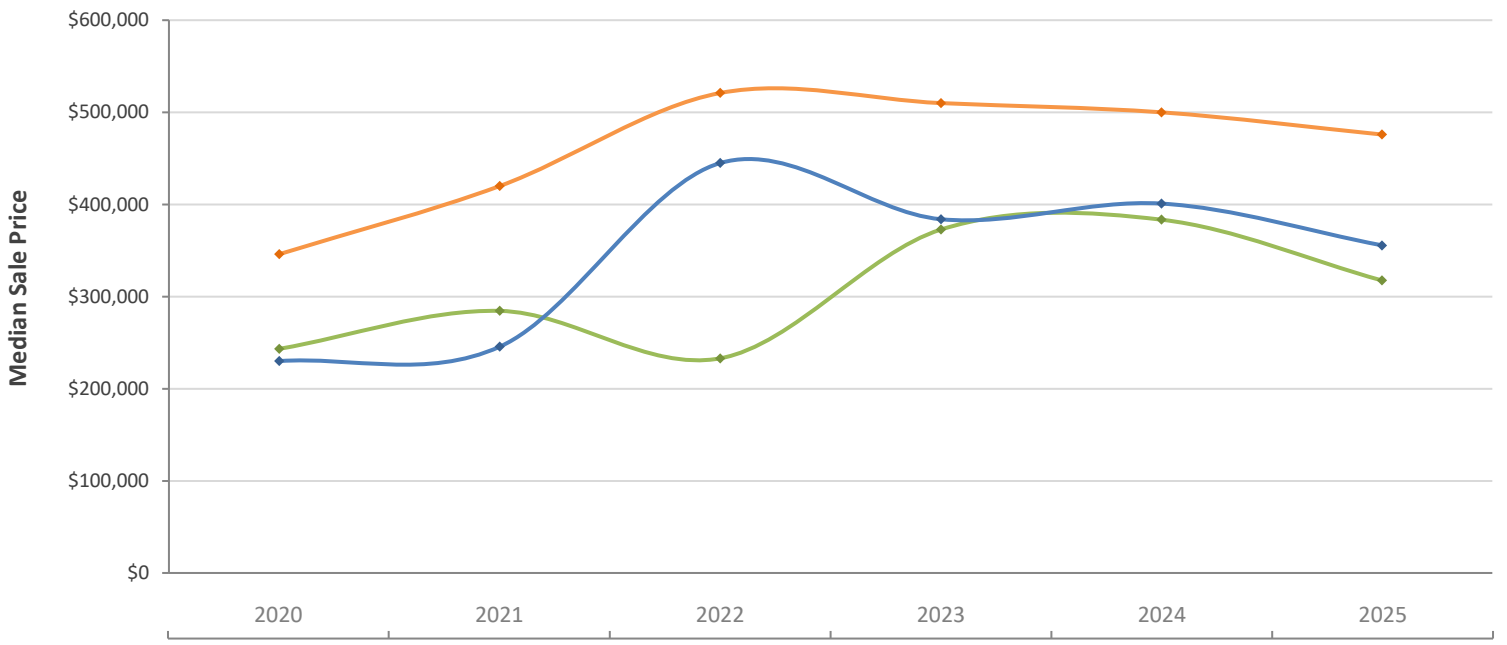
Yearly Distressed Market - 2025

Single-Family Homes

Manatee County



		2025	2024	Percent Change Year-over-Year
Traditional	Closed Sales	7,477	7,457	0.3%
	Median Sale Price	\$475,871	\$499,989	-4.8%
Foreclosure/REO	Closed Sales	32	20	60.0%
	Median Sale Price	\$317,450	\$383,450	-17.2%
Short Sale	Closed Sales	12	8	50.0%
	Median Sale Price	\$355,606	\$400,948	-11.3%



Produced by Florida REALTORS® with data provided by Florida's multiple listing services. Statistics for each month compiled from MLS feeds on the 10th day of the following month. Data released on Friday, January 16, 2026. Next yearly data release is TBD.