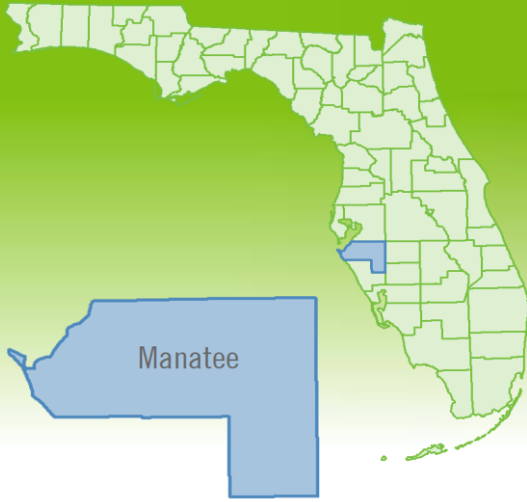


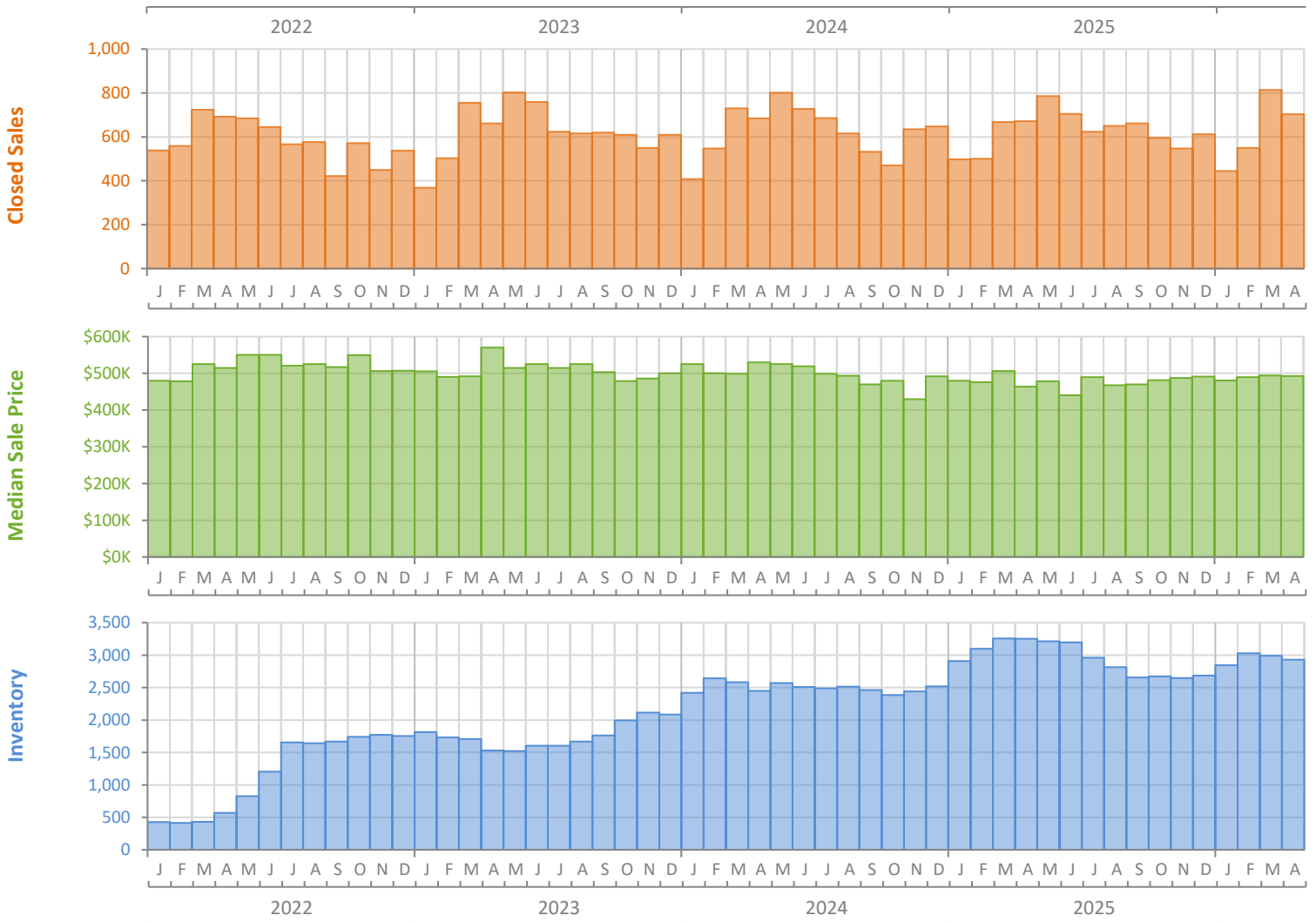
Monthly Market Summary - April 2026

Single-Family Homes

Manatee County



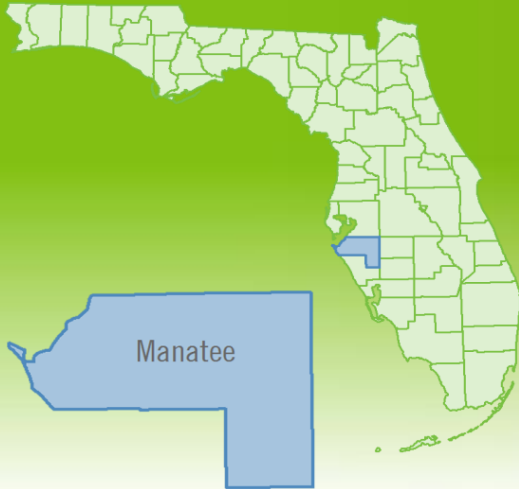
	April 2026	April 2025	Percent Change Year-over-Year
Closed Sales	704	672	4.8%
Paid in Cash	231	201	14.9%
Median Sale Price	\$492,500	\$464,000	6.1%
Average Sale Price	\$760,094	\$618,422	22.9%
Dollar Volume	\$535.1 Million	\$415.6 Million	28.8%
Med. Pct. of Orig. List Price Received	94.6%	94.0%	0.6%
Median Time to Contract	44 Days	50 Days	-12.0%
Median Time to Sale	88 Days	92 Days	-4.3%
New Pending Sales	821	785	4.6%
New Listings	957	979	-2.2%
Pending Inventory	1,156	1,085	6.5%
Inventory (Active Listings)	2,929	3,251	-9.9%
Months Supply of Inventory	4.6	5.2	-11.5%



Monthly Distressed Market - April 2026

Single-Family Homes

Manatee County



		April 2026	April 2025	Percent Change Year-over-Year
Traditional	Closed Sales	699	668	4.6%
	Median Sale Price	\$497,000	\$464,000	7.1%
Foreclosure/REO	Closed Sales	3	4	-25.0%
	Median Sale Price	\$385,000	\$390,000	-1.3%
Short Sale	Closed Sales	2	0	N/A
	Median Sale Price	\$346,500	(No Sales)	N/A

