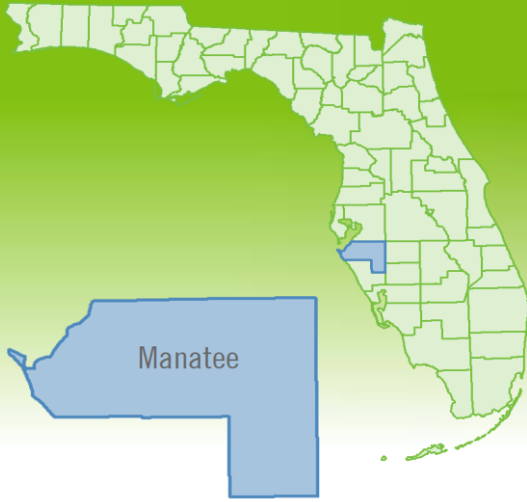


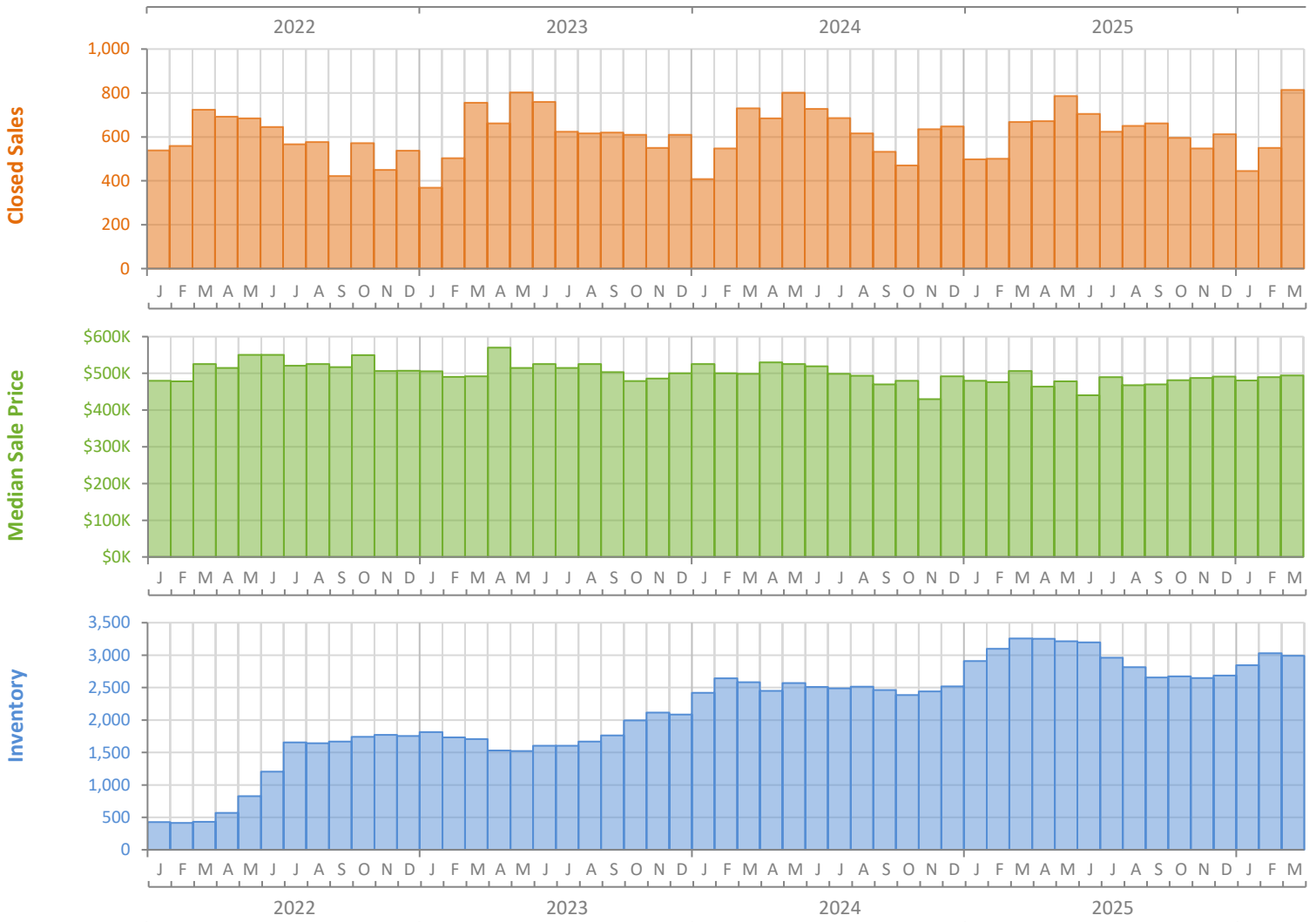
Monthly Market Summary - March 2026

Single-Family Homes

Manatee County



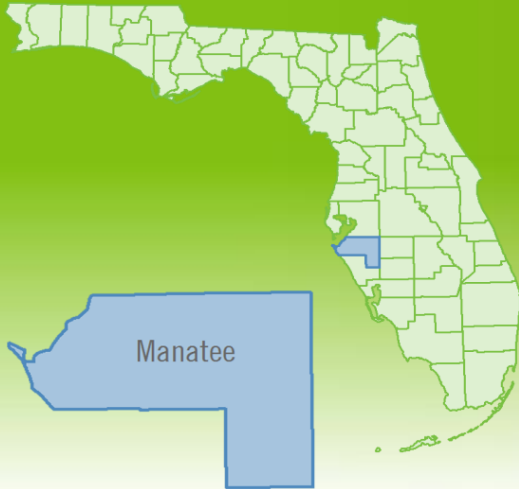
	March 2026	March 2025	Percent Change Year-over-Year
Closed Sales	814	668	21.9%
Paid in Cash	256	216	18.5%
Median Sale Price	\$494,205	\$506,317	-2.4%
Average Sale Price	\$680,646	\$664,874	2.4%
Dollar Volume	\$554.0 Million	\$444.1 Million	24.7%
Med. Pct. of Orig. List Price Received	94.4%	95.8%	-1.5%
Median Time to Contract	51 Days	46 Days	10.9%
Median Time to Sale	102 Days	95 Days	7.4%
New Pending Sales	831	737	12.8%
New Listings	951	1,040	-8.6%
Pending Inventory	1,059	965	9.7%
Inventory (Active Listings)	2,991	3,256	-8.1%
Months Supply of Inventory	4.7	5.2	-9.6%



Monthly Distressed Market - March 2026

Single-Family Homes

Manatee County



		March 2026	March 2025	Percent Change Year-over-Year
Traditional	Closed Sales	812	663	22.5%
	Median Sale Price	\$494,705	\$508,493	-2.7%
Foreclosure/REO	Closed Sales	2	4	-50.0%
	Median Sale Price	\$301,250	\$338,750	-11.1%
Short Sale	Closed Sales	0	1	-100.0%
	Median Sale Price	(No Sales)	\$480,000	N/A

