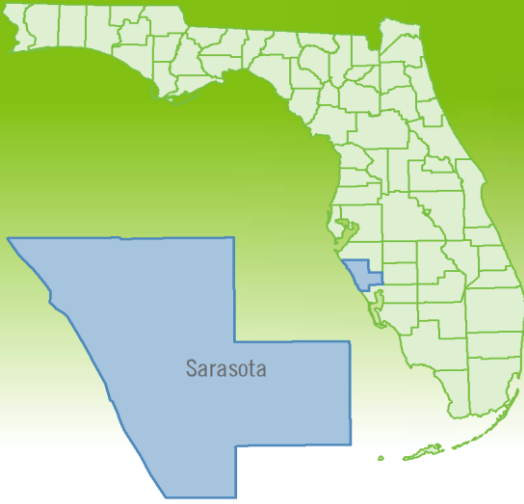


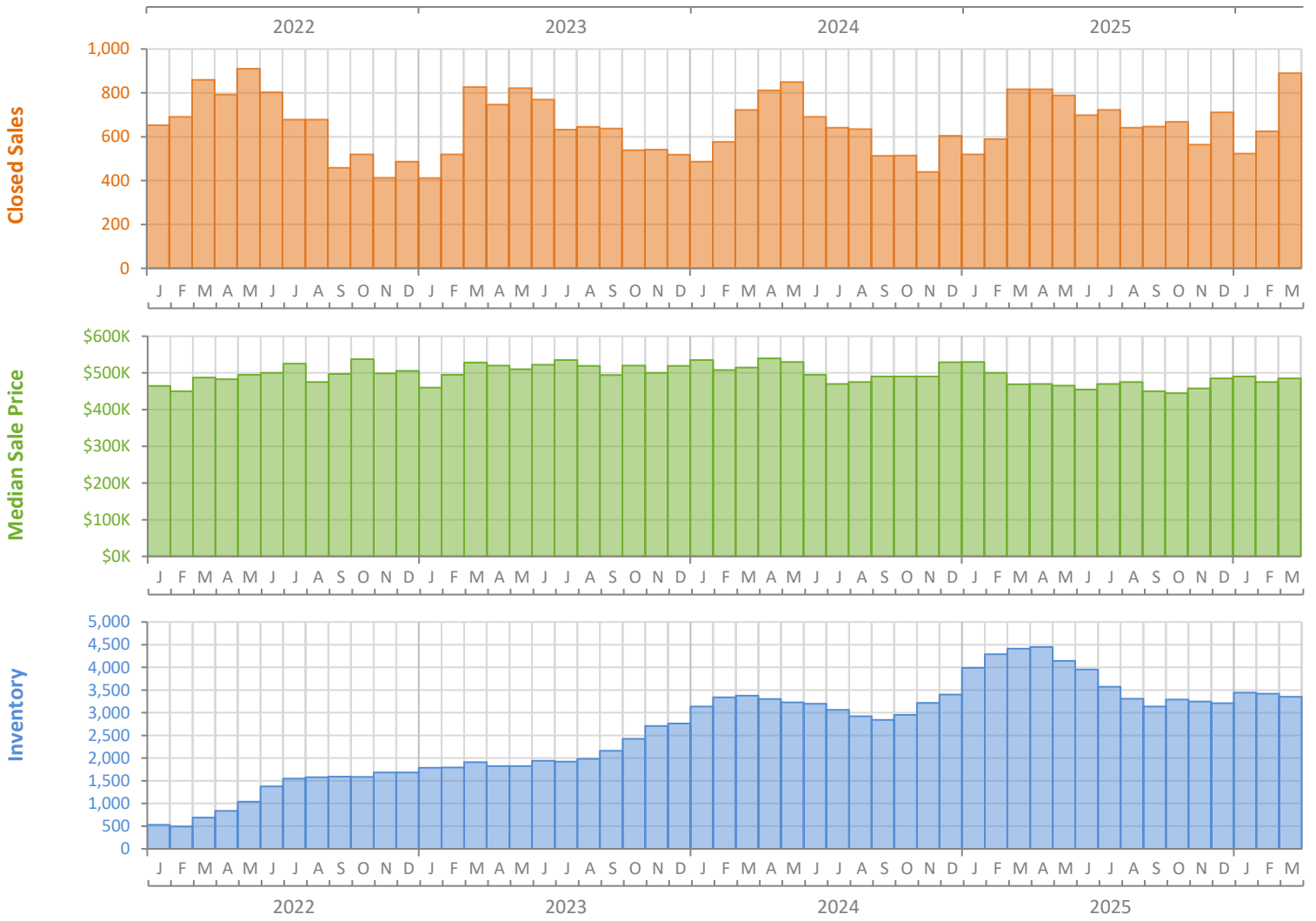
# Monthly Market Summary - March 2026

## Single-Family Homes

### Sarasota County



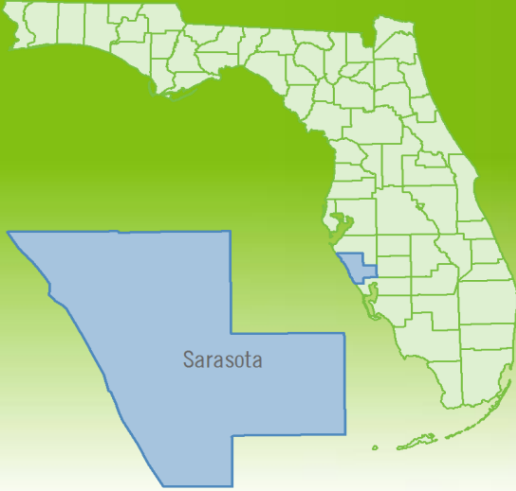
	March 2026	March 2025	Percent Change Year-over-Year
Closed Sales	890	817	8.9%
Paid in Cash	374	365	2.5%
Median Sale Price	\$485,000	\$469,450	3.3%
Average Sale Price	\$706,388	\$727,555	-2.9%
Dollar Volume	\$628.7 Million	\$594.4 Million	5.8%
Med. Pct. of Orig. List Price Received	93.8%	94.2%	-0.4%
Median Time to Contract	49 Days	40 Days	22.5%
Median Time to Sale	88 Days	82 Days	7.3%
New Pending Sales	895	837	6.9%
New Listings	998	1,226	-18.6%
Pending Inventory	1,087	1,051	3.4%
Inventory (Active Listings)	3,351	4,412	-24.0%
Months Supply of Inventory	4.8	6.9	-30.4%



# Monthly Distressed Market - March 2026

## Single-Family Homes

### Sarasota County



		March 2026	March 2025	Percent Change Year-over-Year
Traditional	Closed Sales	883	813	8.6%
	Median Sale Price	\$490,000	\$469,950	4.3%
Foreclosure/REO	Closed Sales	4	4	0.0%
	Median Sale Price	\$362,000	\$321,000	12.8%
Short Sale	Closed Sales	3	0	N/A
	Median Sale Price	\$240,000	(No Sales)	N/A

