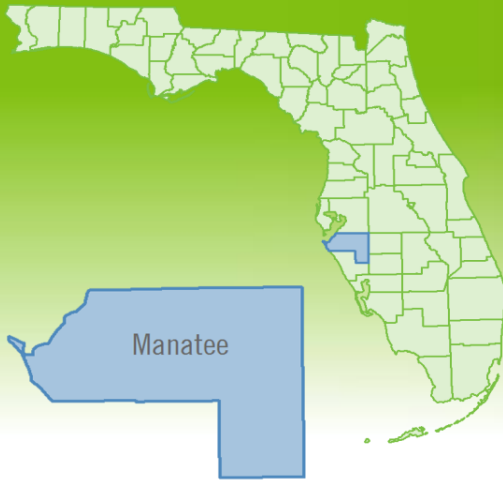


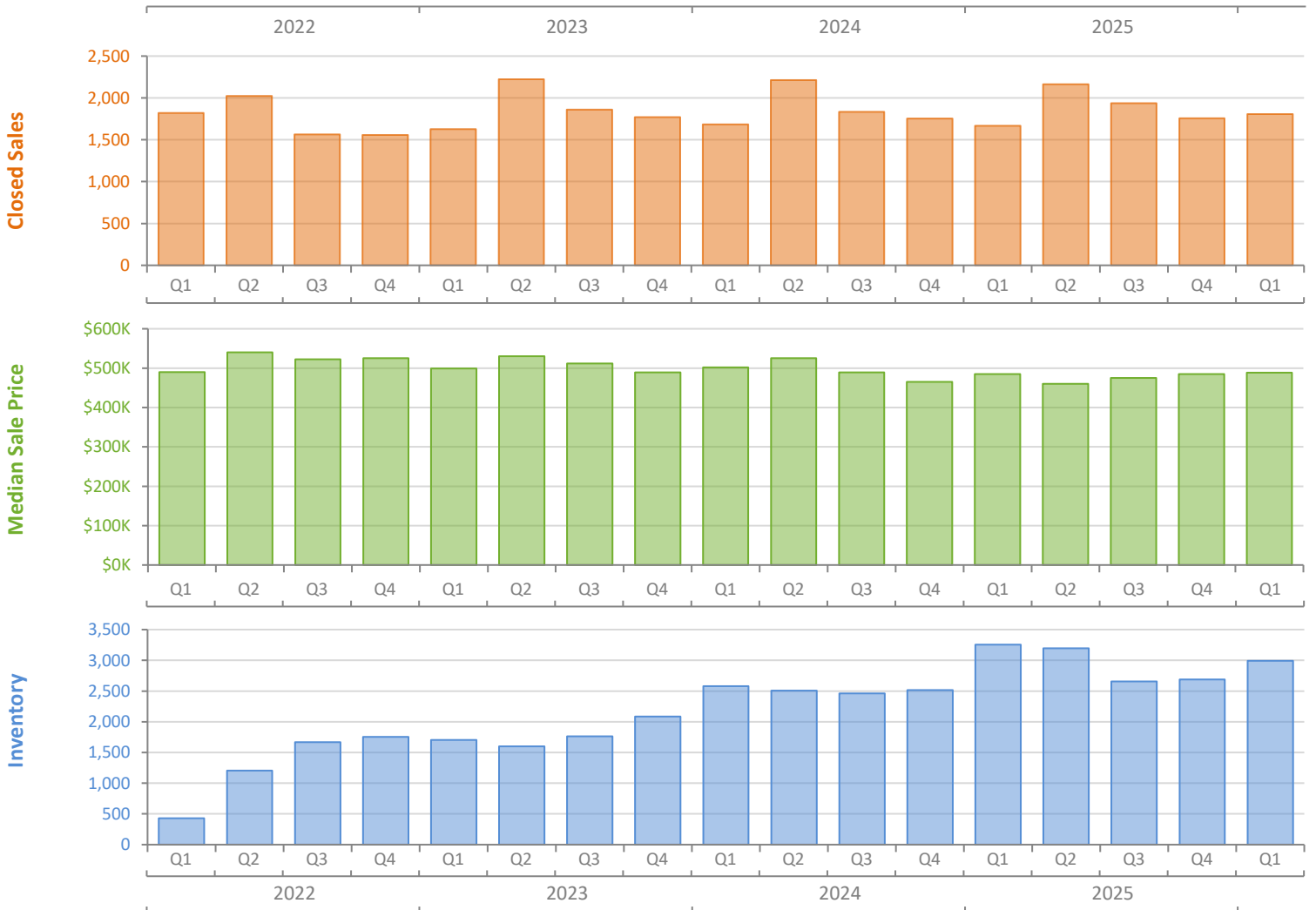
# Quarterly Market Summary - Q1 2026

## Single-Family Homes

### Manatee County



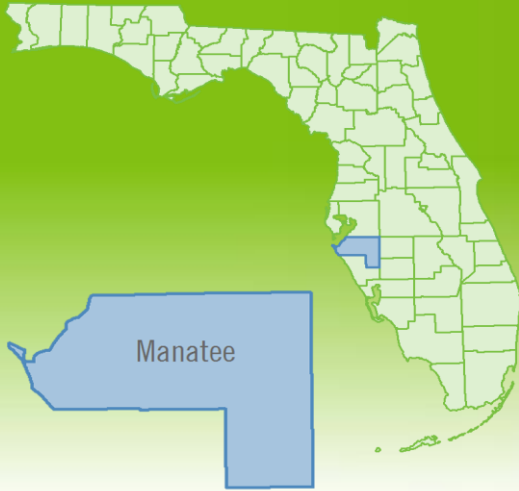
	Q1 2026	Q1 2025	Percent Change Year-over-Year
Closed Sales	1,808	1,666	8.5%
Paid in Cash	576	551	4.5%
Median Sale Price	\$488,510	\$485,000	0.7%
Average Sale Price	\$670,143	\$661,730	1.3%
Dollar Volume	\$1.2 Billion	\$1.1 Billion	9.9%
Med. Pct. of Orig. List Price Received	94.2%	95.4%	-1.3%
Median Time to Contract	60 Days	48 Days	25.0%
Median Time to Sale	106 Days	97 Days	9.3%
New Pending Sales	2,254	1,984	13.6%
New Listings	2,985	3,131	-4.7%
Pending Inventory	1,059	965	9.7%
Inventory (Active Listings)	2,991	3,256	-8.1%
Months Supply of Inventory	4.7	5.2	-9.6%



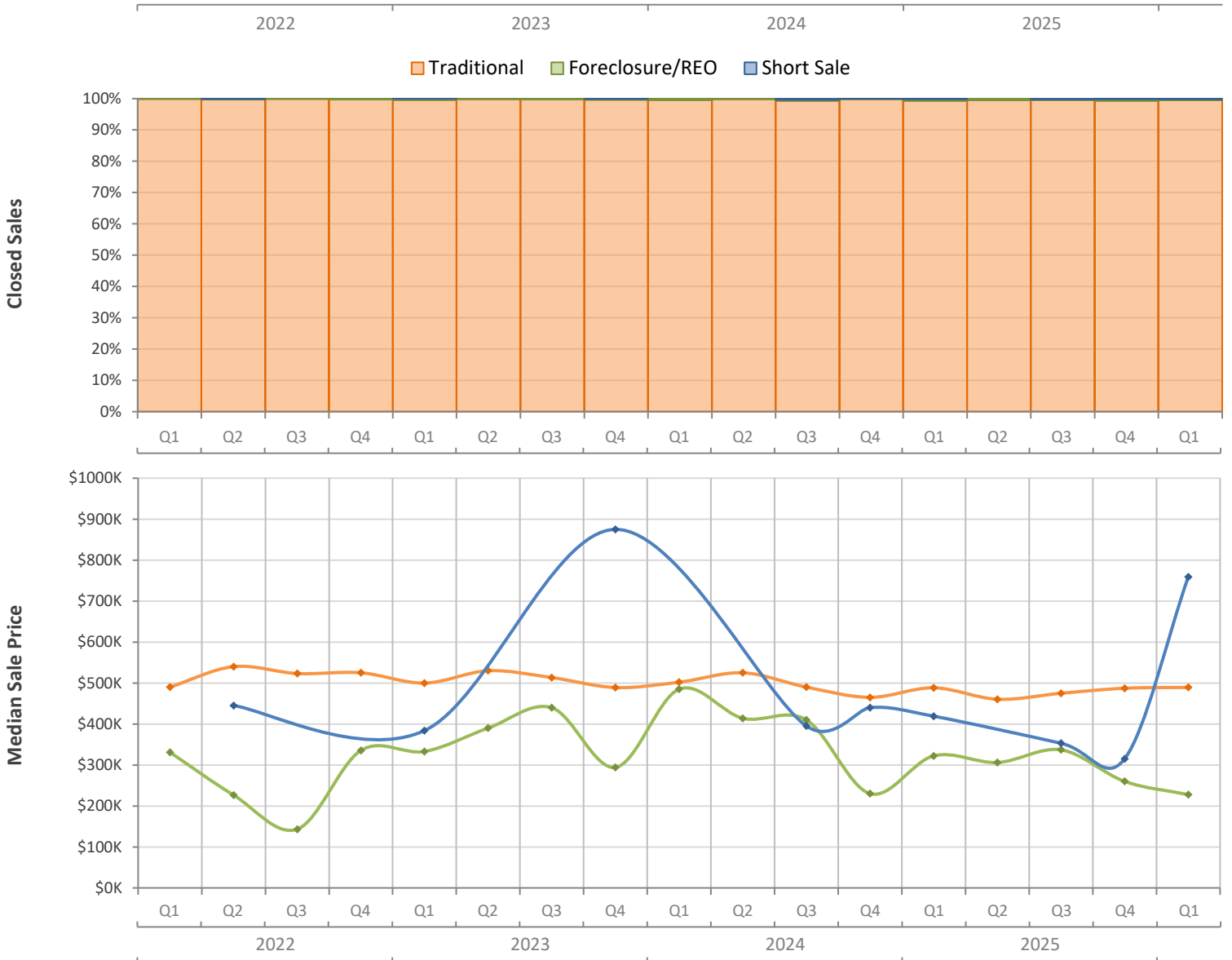
# Quarterly Distressed Market - Q1 2026

## Single-Family Homes

### Manatee County



		Q1 2026	Q1 2025	Percent Change Year-over-Year
Traditional	Closed Sales	1,799	1,654	8.8%
	Median Sale Price	\$489,268	\$488,448	0.2%
Foreclosure/REO	Closed Sales	6	8	-25.0%
	Median Sale Price	\$227,600	\$322,250	-29.4%
Short Sale	Closed Sales	3	4	-25.0%
	Median Sale Price	\$759,000	\$419,106	81.1%



Produced by Florida REALTORS® with data provided by Florida's multiple listing services. Statistics for each month compiled from MLS feeds on the 10th day of the following month. Data released on Friday, April 17, 2026. Next data release is Friday, July 17, 2026.