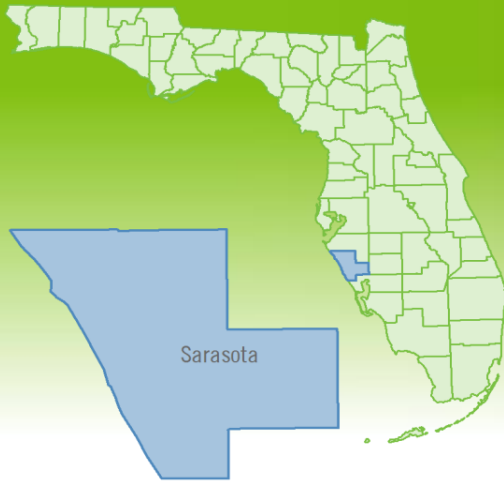


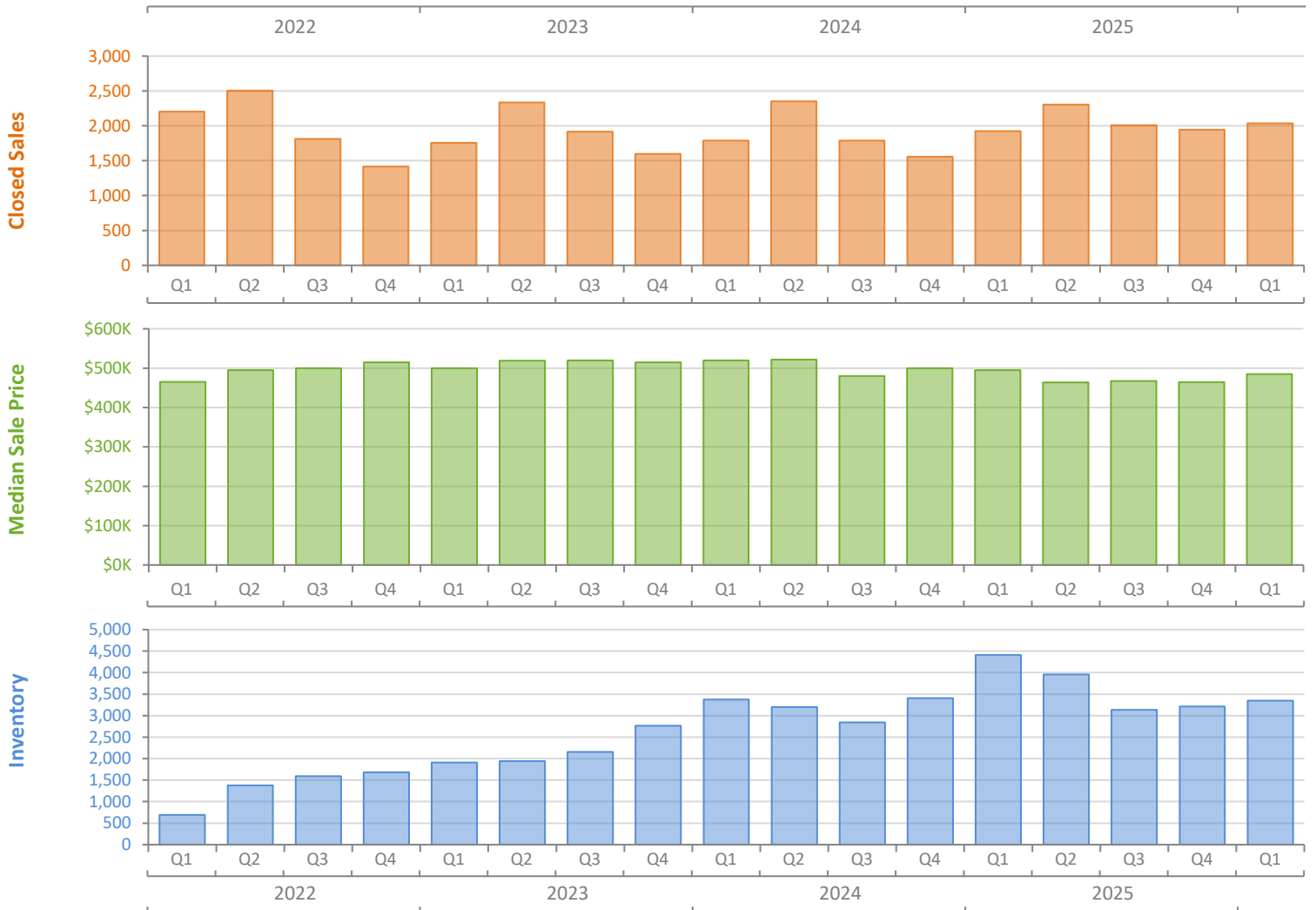
# Quarterly Market Summary - Q1 2026

## Single-Family Homes

### Sarasota County



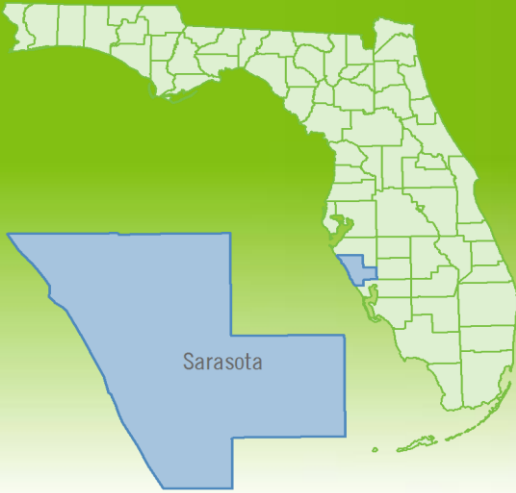
|  | Q1 2026       | Q1 2025       | Percent Change Year-over-Year |
|--|---------------|---------------|-------------------------------|
| Closed Sales                           | 2,038         | 1,926         | 5.8%                          |
| Paid in Cash                           | 906           | 880           | 3.0%                          |
| Median Sale Price                      | \$485,000     | \$495,000     | -2.0%                         |
| Average Sale Price                     | \$720,843     | \$731,014     | -1.4%                         |
| Dollar Volume                          | \$1.5 Billion | \$1.4 Billion | 4.3%                          |
| Med. Pct. of Orig. List Price Received | 93.8%         | 94.3%         | -0.5%                         |
| Median Time to Contract                | 54 Days       | 45 Days       | 20.0%                         |
| Median Time to Sale                    | 94 Days       | 87 Days       | 8.0%                          |
| New Pending Sales                      | 2,543         | 2,295         | 10.8%                         |
| New Listings                           | 3,169         | 3,961         | -20.0%                        |
| Pending Inventory                      | 1,087         | 1,051         | 3.4%                          |
| Inventory (Active Listings)            | 3,351         | 4,412         | -24.0%                        |
| Months Supply of Inventory             | 4.8           | 6.9           | -30.4%                        |



# Quarterly Distressed Market - Q1 2026

## Single-Family Homes

### Sarasota County



|                 |                   | Q1 2026   | Q1 2025   | Percent Change Year-over-Year |
|-----------------|-------------------|-----------|-----------|-------------------------------|
| Traditional     | Closed Sales      | 2,019     | 1,908     | 5.8%                          |
|                 | Median Sale Price | \$487,300 | \$499,990 | -2.5%                         |
| Foreclosure/REO | Closed Sales      | 12        | 17        | -29.4%                        |
|                 | Median Sale Price | \$310,000 | \$299,900 | 3.4%                          |
| Short Sale      | Closed Sales      | 7         | 1         | 600.0%                        |
|                 | Median Sale Price | \$240,000 | \$275,000 | -12.7%                        |

