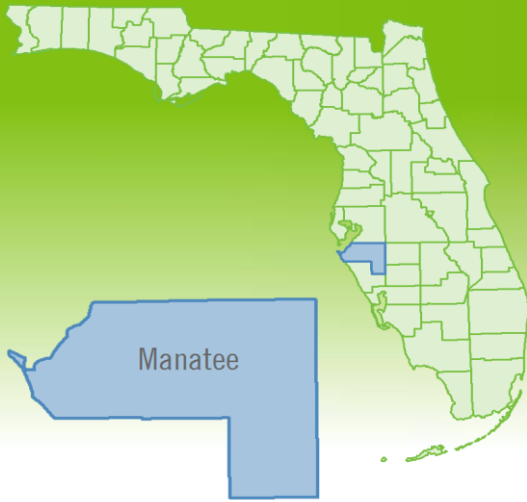


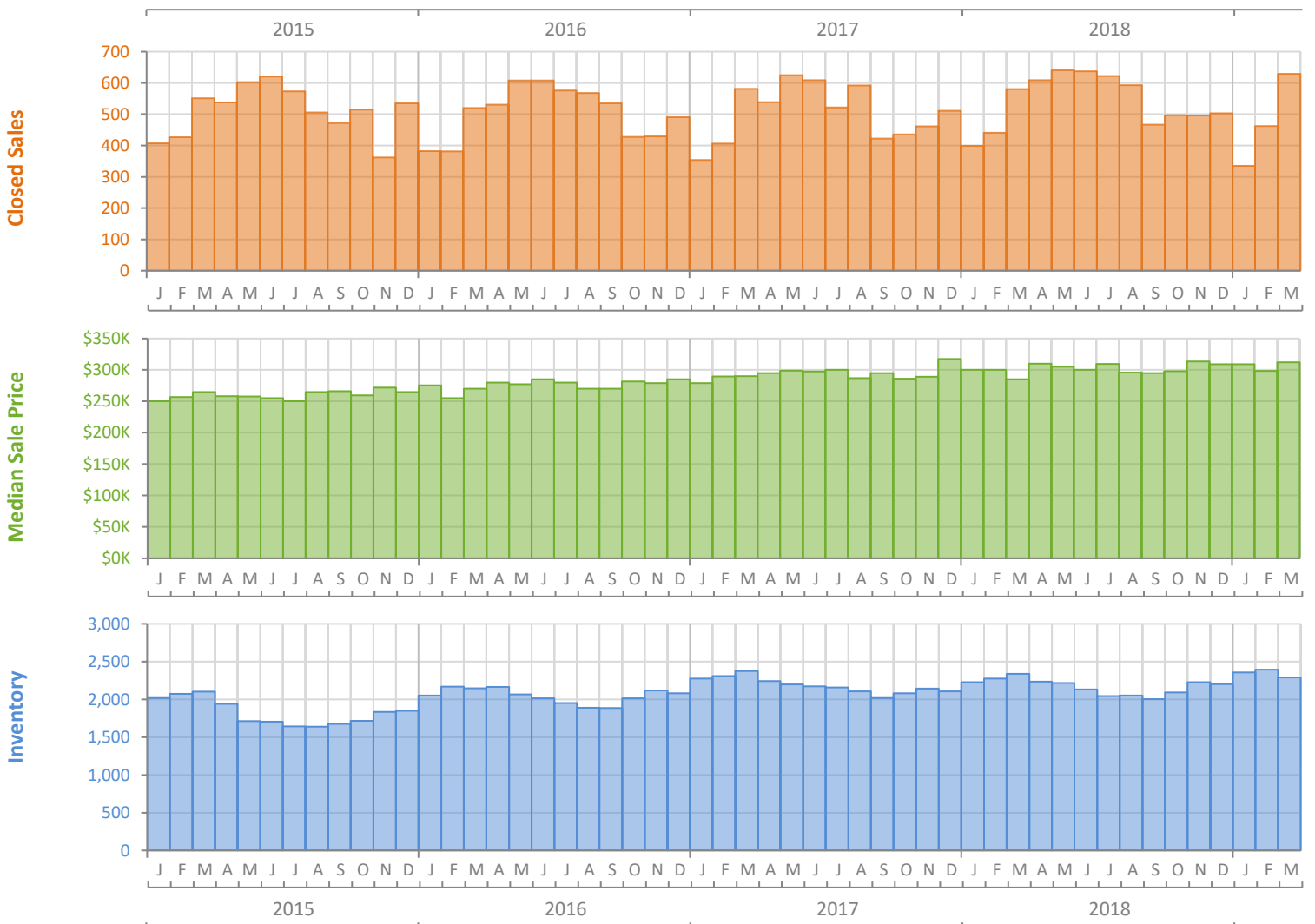
# Monthly Market Summary - March 2019

## Single Family Homes

### Manatee County



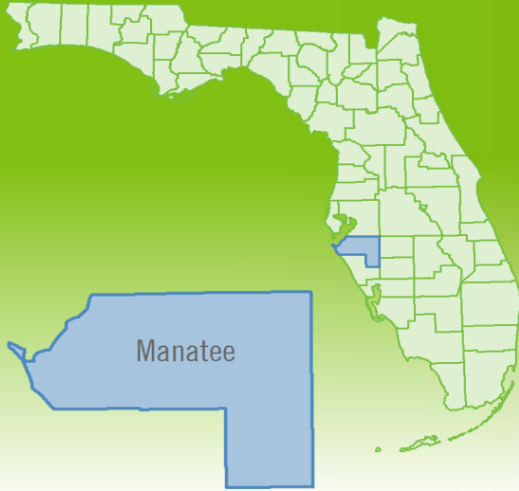
	March 2019	March 2018	Percent Change Year-over-Year
Closed Sales	629	580	8.4%
Paid in Cash	185	165	12.1%
Median Sale Price	\$312,000	\$285,000	9.5%
Average Sale Price	\$392,616	\$367,268	6.9%
Dollar Volume	\$247.0 Million	\$213.0 Million	15.9%
Med. Pct. of Orig. List Price Received	95.6%	96.2%	-0.6%
Median Time to Contract	58 Days	47 Days	23.4%
Median Time to Sale	106 Days	97 Days	9.3%
New Pending Sales	739	699	5.7%
New Listings	756	827	-8.6%
Pending Inventory	964	956	0.8%
Inventory (Active Listings)	2,292	2,339	-2.0%
Months Supply of Inventory	4.2	4.6	-8.7%



# Monthly Distressed Market - March 2019

## Single Family Homes

### Manatee County



		March 2019	March 2018	Percent Change Year-over-Year
Traditional	Closed Sales	612	565	8.3%
	Median Sale Price	\$313,000	\$285,000	9.8%
Foreclosure/REO	Closed Sales	13	13	0.0%
	Median Sale Price	\$229,000	\$194,500	17.7%
Short Sale	Closed Sales	4	2	100.0%
	Median Sale Price	\$256,220	\$526,500	-51.3%

