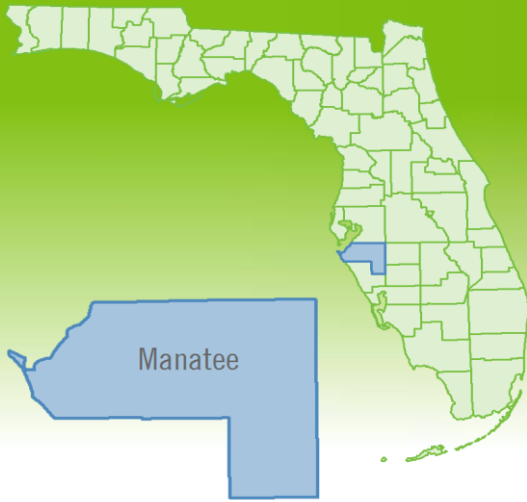


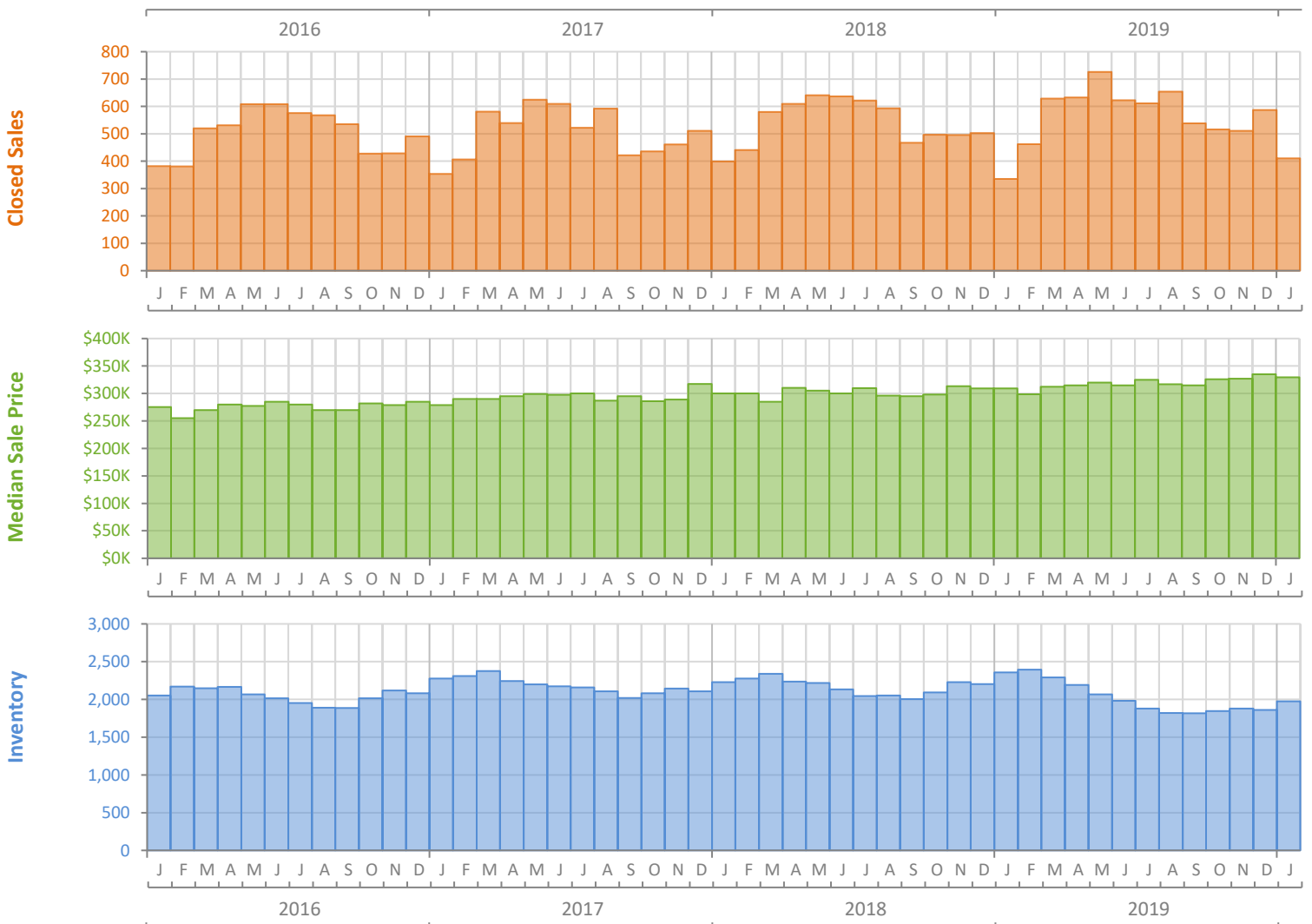
Monthly Market Summary - January 2020

Single Family Homes

Manatee County



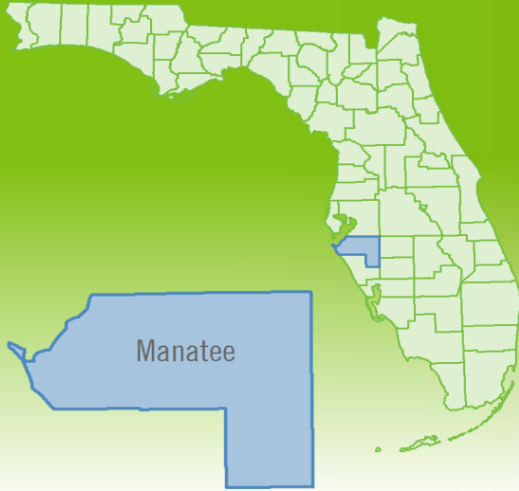
	January 2020	January 2019	Percent Change Year-over-Year
Closed Sales	410	335	22.4%
Paid in Cash	114	102	11.8%
Median Sale Price	\$329,500	\$309,000	6.6%
Average Sale Price	\$420,775	\$386,927	8.7%
Dollar Volume	\$172.5 Million	\$129.6 Million	33.1%
Med. Pct. of Orig. List Price Received	96.3%	95.7%	0.6%
Median Time to Contract	41 Days	51 Days	-19.6%
Median Time to Sale	91 Days	97 Days	-6.2%
New Pending Sales	618	557	11.0%
New Listings	774	804	-3.7%
Pending Inventory	749	734	2.0%
Inventory (Active Listings)	1,973	2,357	-16.3%
Months Supply of Inventory	3.4	4.4	-22.7%



Monthly Distressed Market - January 2020

Single Family Homes

Manatee County



		January 2020	January 2019	Percent Change Year-over-Year
Traditional	Closed Sales	400	324	23.5%
	Median Sale Price	\$331,000	\$309,995	6.8%
Foreclosure/REO	Closed Sales	8	9	-11.1%
	Median Sale Price	\$233,001	\$225,000	3.6%
Short Sale	Closed Sales	2	2	0.0%
	Median Sale Price	\$144,025	\$370,000	-61.1%

