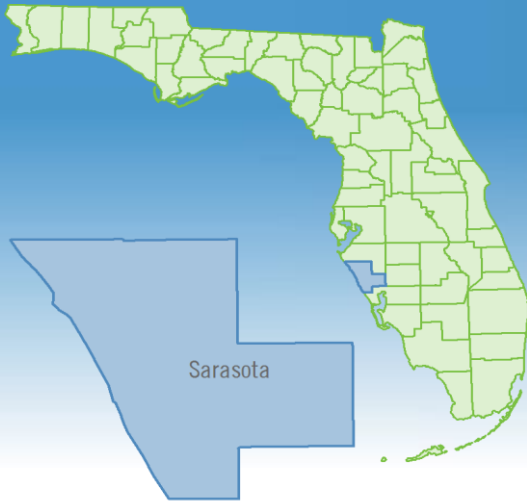


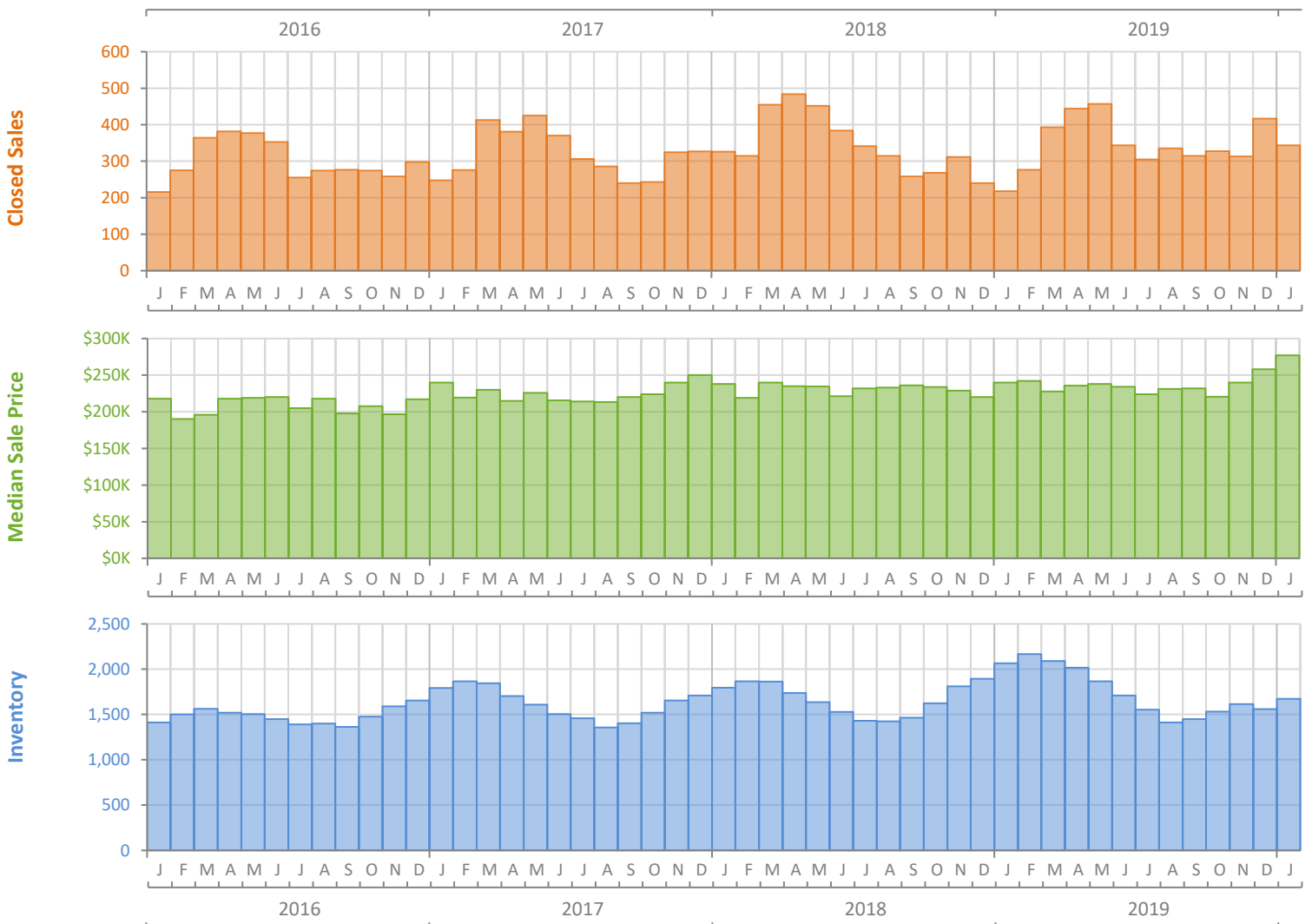
# Monthly Market Summary - January 2020

## Townhouses and Condos

### Sarasota County



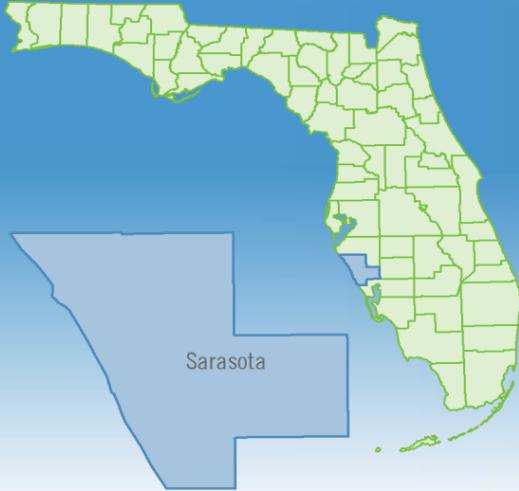
	January 2020	January 2019	Percent Change Year-over-Year
Closed Sales	344	218	57.8%
Paid in Cash	216	143	51.0%
Median Sale Price	\$277,000	\$240,000	15.4%
Average Sale Price	\$475,464	\$344,209	38.1%
Dollar Volume	\$163.6 Million	\$75.0 Million	118.0%
Med. Pct. of Orig. List Price Received	95.6%	94.3%	1.4%
Median Time to Contract	44 Days	51 Days	-13.7%
Median Time to Sale	88 Days	91 Days	-3.3%
New Pending Sales	523	401	30.4%
New Listings	688	661	4.1%
Pending Inventory	688	541	27.2%
Inventory (Active Listings)	1,674	2,064	-18.9%
Months Supply of Inventory	4.9	6.1	-19.7%



# Monthly Distressed Market - January 2020

## Townhouses and Condos

### Sarasota County



		January 2020	January 2019	Percent Change Year-over-Year
Traditional	Closed Sales	340	216	57.4%
	Median Sale Price	\$277,000	\$240,000	15.4%
Foreclosure/REO	Closed Sales	3	1	200.0%
	Median Sale Price	\$192,500	\$79,900	140.9%
Short Sale	Closed Sales	1	1	0.0%
	Median Sale Price	\$290,000	\$129,000	124.8%

