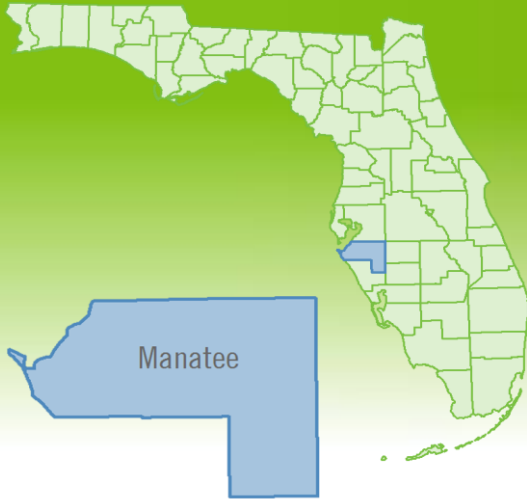


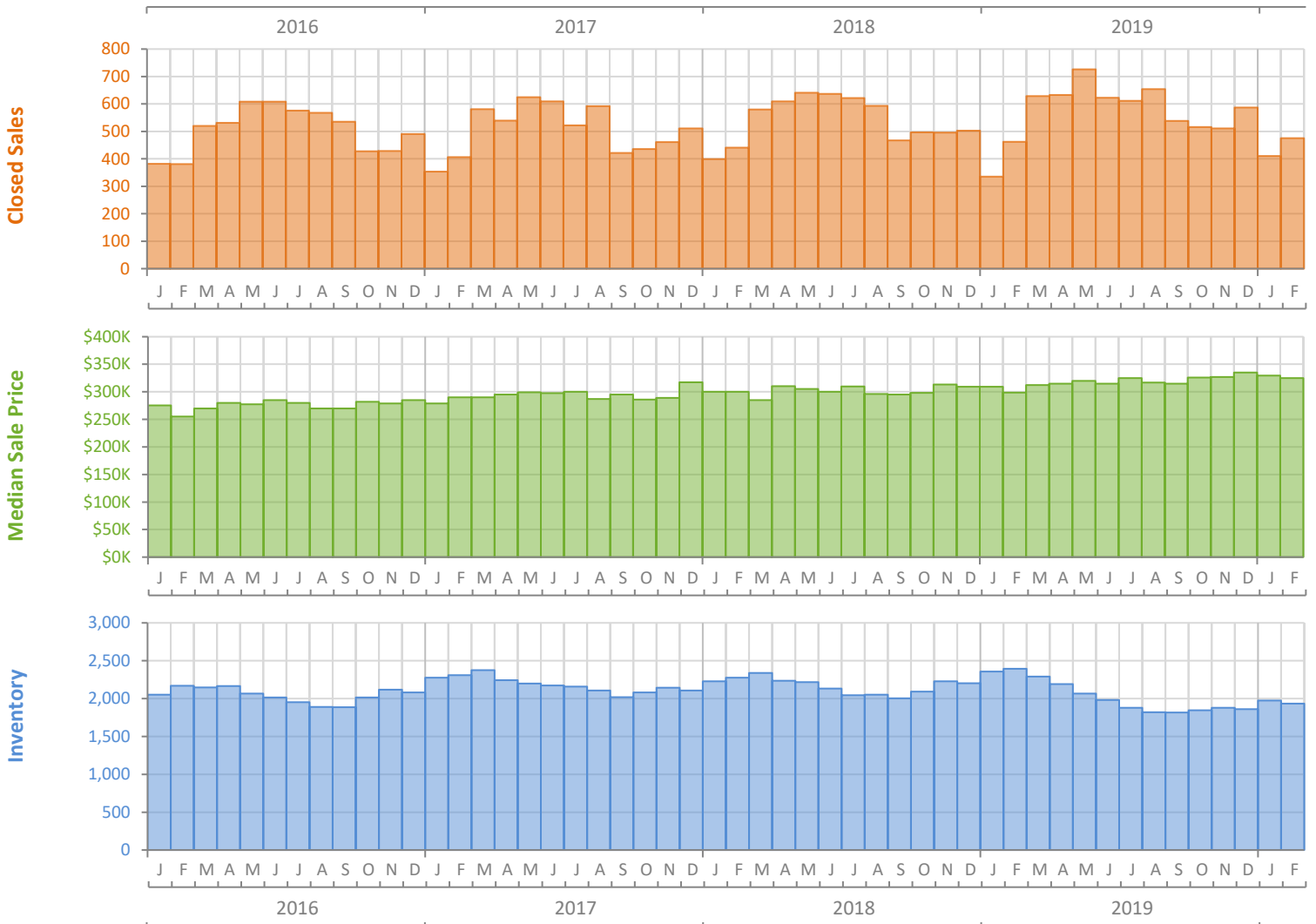
# Monthly Market Summary - February 2020

## Single Family Homes

### Manatee County



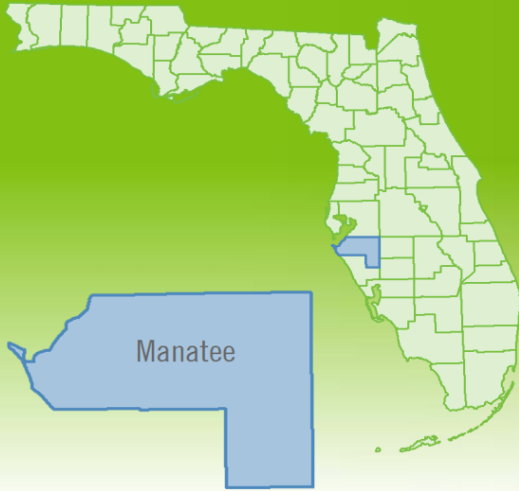
|  | February 2020   | February 2019   | Percent Change Year-over-Year |
|--|-----------------|-----------------|-------------------------------|
| Closed Sales                           | 475             | 462             | 2.8%                          |
| Paid in Cash                           | 153             | 125             | 22.4%                         |
| Median Sale Price                      | \$325,000       | \$298,500       | 8.9%                          |
| Average Sale Price                     | \$407,940       | \$389,119       | 4.8%                          |
| Dollar Volume                          | \$193.8 Million | \$179.8 Million | 7.8%                          |
| Med. Pct. of Orig. List Price Received | 96.2%           | 95.9%           | 0.3%                          |
| Median Time to Contract                | 47 Days         | 49 Days         | -4.1%                         |
| Median Time to Sale                    | 90 Days         | 97 Days         | -7.2%                         |
| New Pending Sales                      | 699             | 602             | 16.1%                         |
| New Listings                           | 730             | 718             | 1.7%                          |
| Pending Inventory                      | 968             | 862             | 12.3%                         |
| Inventory (Active Listings)            | 1,934           | 2,393           | -19.2%                        |
| Months Supply of Inventory             | 3.4             | 4.5             | -24.4%                        |



# Monthly Distressed Market - February 2020

## Single Family Homes

### Manatee County



|                 |                   | February 2020 | February 2019 | Percent Change Year-over-Year |
|-----------------|-------------------|---------------|---------------|-------------------------------|
| Traditional     | Closed Sales      | 461           | 449           | 2.7%                          |
|                 | Median Sale Price | \$325,000     | \$300,000     | 8.3%                          |
| Foreclosure/REO | Closed Sales      | 11            | 11            | 0.0%                          |
|                 | Median Sale Price | \$189,900     | \$191,000     | -0.6%                         |
| Short Sale      | Closed Sales      | 3             | 2             | 50.0%                         |
|                 | Median Sale Price | \$274,000     | \$97,500      | 181.0%                        |

