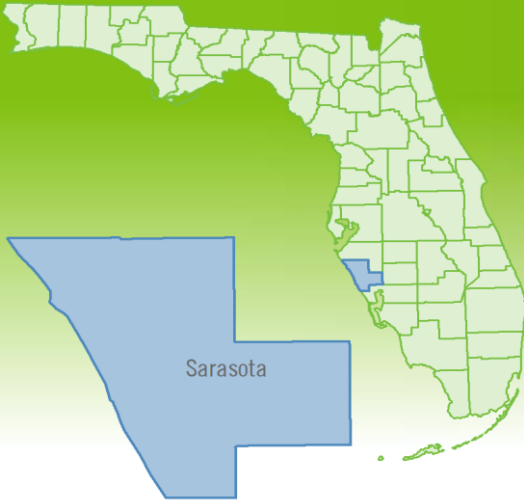


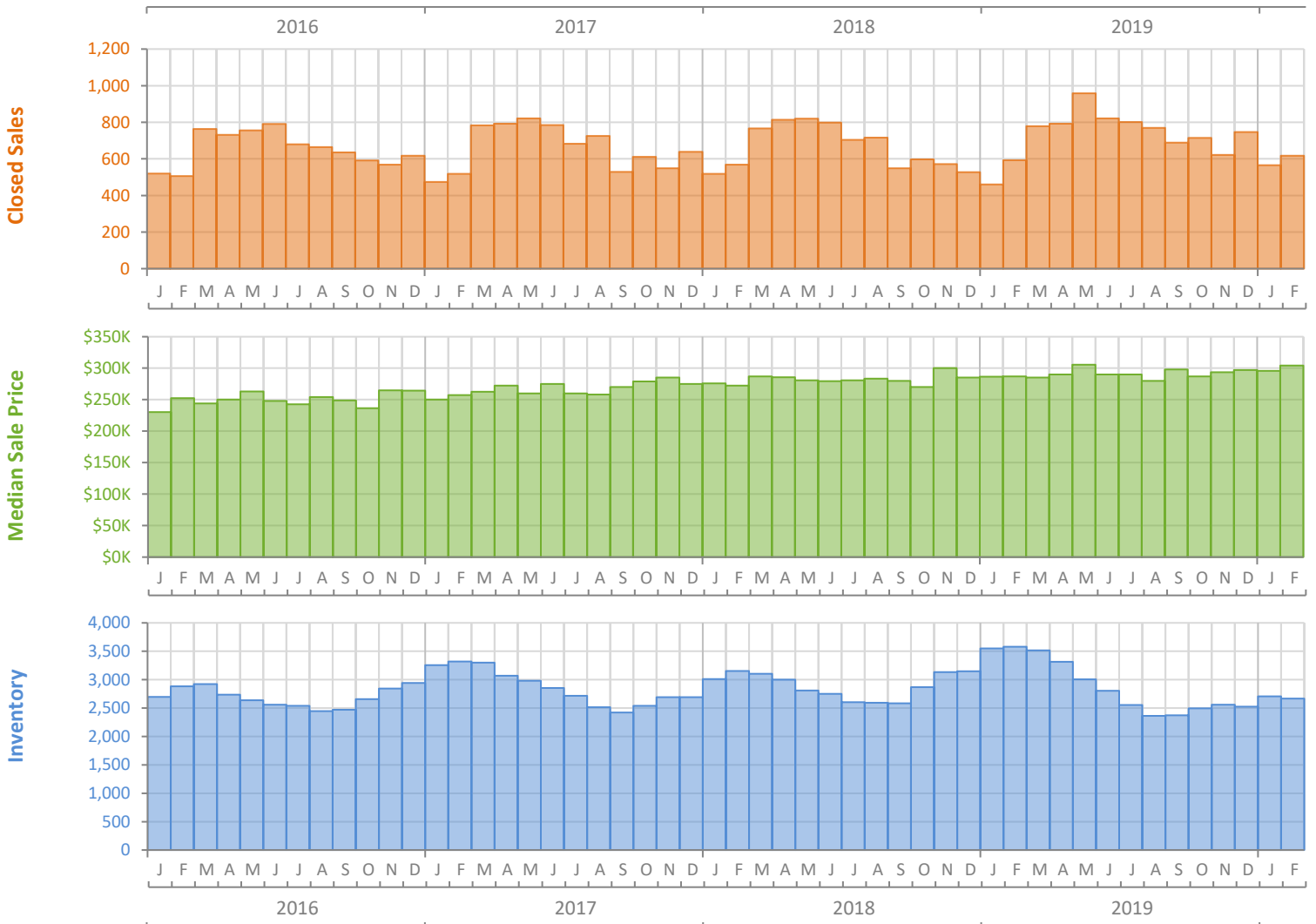
# Monthly Market Summary - February 2020

## Single Family Homes

### Sarasota County



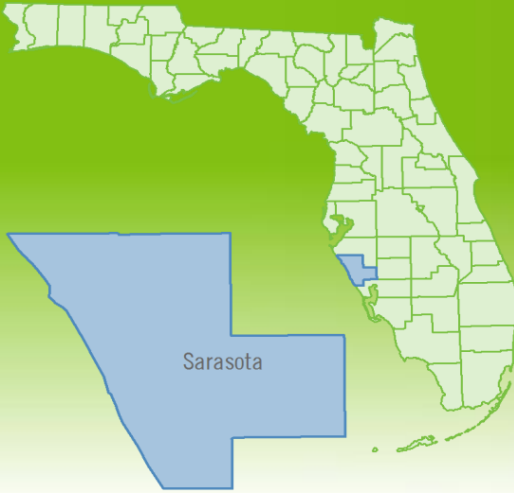
	February 2020	February 2019	Percent Change Year-over-Year
Closed Sales	618	593	4.2%
Paid in Cash	237	237	0.0%
Median Sale Price	\$304,000	\$287,000	5.9%
Average Sale Price	\$420,802	\$397,980	5.7%
Dollar Volume	\$260.1 Million	\$236.0 Million	10.2%
Med. Pct. of Orig. List Price Received	96.3%	94.9%	1.5%
Median Time to Contract	37 Days	60 Days	-38.3%
Median Time to Sale	82 Days	101 Days	-18.8%
New Pending Sales	922	794	16.1%
New Listings	974	969	0.5%
Pending Inventory	1,271	1,086	17.0%
Inventory (Active Listings)	2,667	3,581	-25.5%
Months Supply of Inventory	3.6	5.4	-33.3%



# Monthly Distressed Market - February 2020

## Single Family Homes

### Sarasota County



		February 2020	February 2019	Percent Change Year-over-Year
Traditional	Closed Sales	603	576	4.7%
	Median Sale Price	\$308,000	\$290,000	6.2%
Foreclosure/REO	Closed Sales	12	12	0.0%
	Median Sale Price	\$212,000	\$210,500	0.7%
Short Sale	Closed Sales	3	5	-40.0%
	Median Sale Price	\$270,000	\$181,250	49.0%

