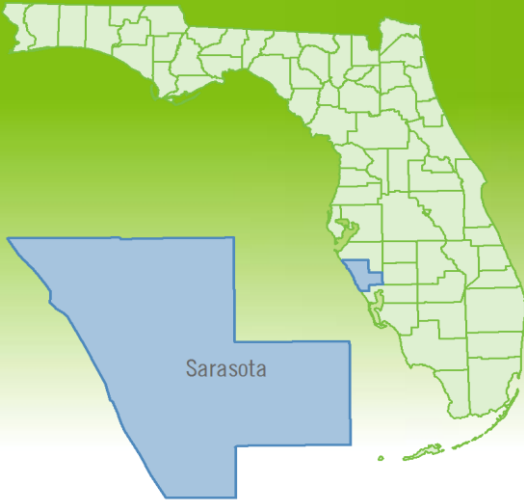


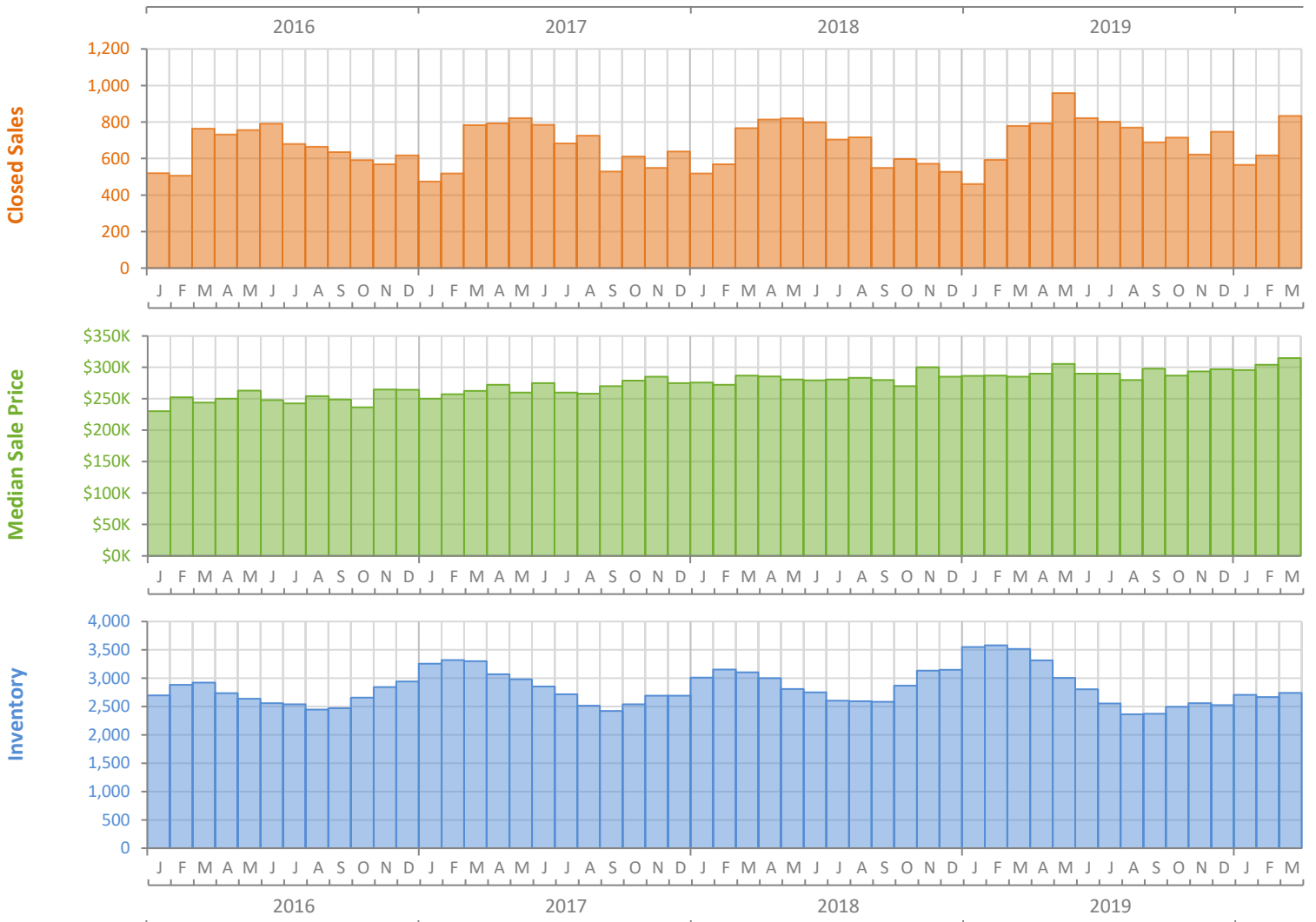
# Monthly Market Summary - March 2020

## Single Family Homes

### Sarasota County



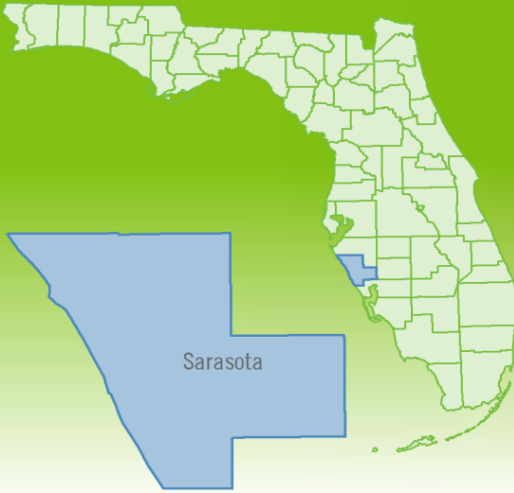
	March 2020	March 2019	Percent Change Year-over-Year
Closed Sales	834	778	7.2%
Paid in Cash	317	302	5.0%
Median Sale Price	\$315,000	\$285,000	10.5%
Average Sale Price	\$414,374	\$395,321	4.8%
Dollar Volume	\$345.6 Million	\$307.6 Million	12.4%
Med. Pct. of Orig. List Price Received	96.2%	95.4%	0.8%
Median Time to Contract	38 Days	51 Days	-25.5%
Median Time to Sale	81 Days	94 Days	-13.8%
New Pending Sales	626	927	-32.5%
New Listings	915	1,033	-11.4%
Pending Inventory	974	1,210	-19.5%
Inventory (Active Listings)	2,741	3,515	-22.0%
Months Supply of Inventory	3.7	5.3	-30.2%



# Monthly Distressed Market - March 2020

## Single Family Homes

### Sarasota County



		March 2020	March 2019	Percent Change Year-over-Year
Traditional	Closed Sales	807	756	6.7%
	Median Sale Price	\$321,250	\$288,950	11.2%
Foreclosure/REO	Closed Sales	22	21	4.8%
	Median Sale Price	\$186,063	\$176,000	5.7%
Short Sale	Closed Sales	5	1	400.0%
	Median Sale Price	\$155,000	\$130,000	19.2%

