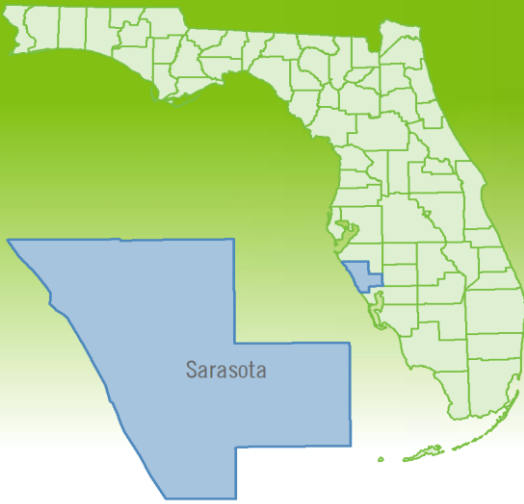


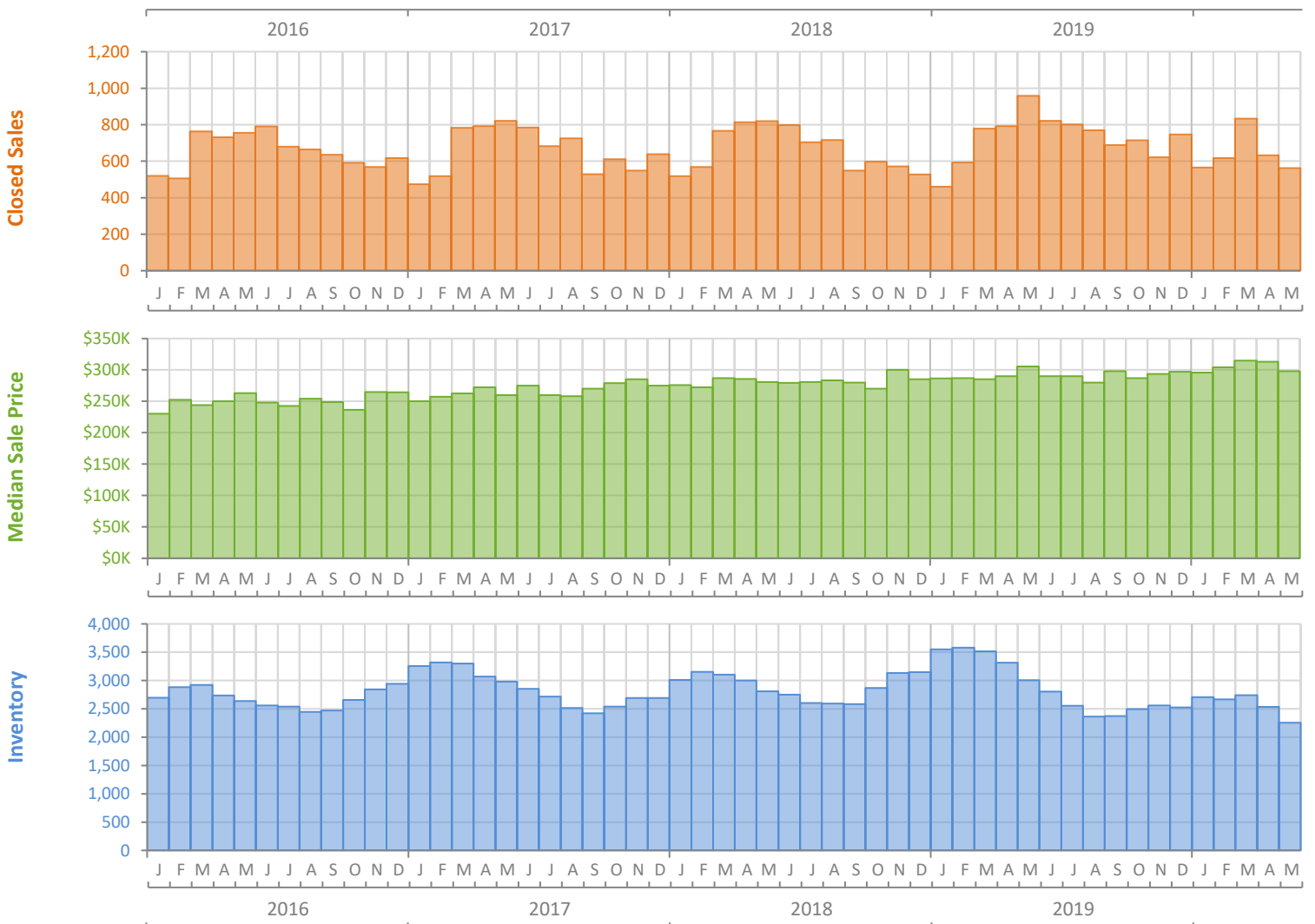
# Monthly Market Summary - May 2020

## Single Family Homes

### Sarasota County



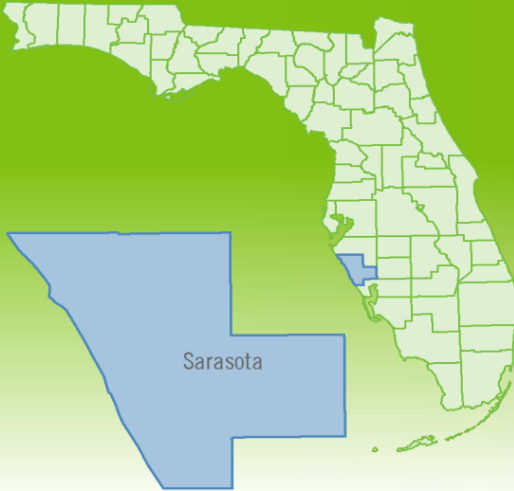
	May 2020	May 2019	Percent Change Year-over-Year
Closed Sales	562	959	-41.4%
Paid in Cash	174	340	-48.8%
Median Sale Price	\$297,995	\$305,305	-2.4%
Average Sale Price	\$392,471	\$411,499	-4.6%
Dollar Volume	\$220.6 Million	\$394.6 Million	-44.1%
Med. Pct. of Orig. List Price Received	96.0%	94.5%	1.6%
Median Time to Contract	32 Days	56 Days	-42.9%
Median Time to Sale	81 Days	101 Days	-19.8%
New Pending Sales	859	859	0.0%
New Listings	761	815	-6.6%
Pending Inventory	1,152	1,208	-4.6%
Inventory (Active Listings)	2,253	3,007	-25.1%
Months Supply of Inventory	3.2	4.5	-28.9%



# Monthly Distressed Market - May 2020

## Single Family Homes

### Sarasota County



		May 2020	May 2019	Percent Change Year-over-Year
Traditional	Closed Sales	546	937	-41.7%
	Median Sale Price	\$300,000	\$307,603	-2.5%
Foreclosure/REO	Closed Sales	15	19	-21.1%
	Median Sale Price	\$188,500	\$180,000	4.7%
Short Sale	Closed Sales	1	3	-66.7%
	Median Sale Price	\$220,000	\$148,200	48.4%

