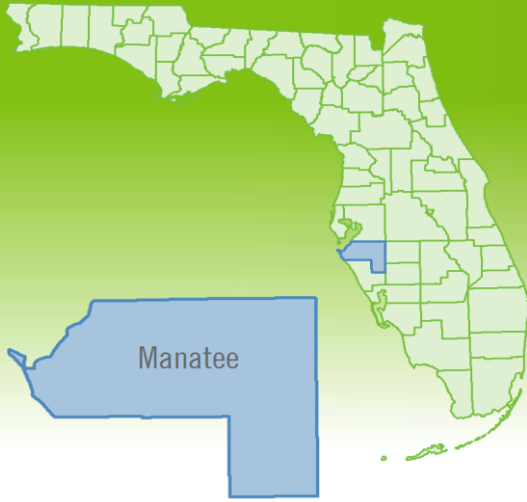


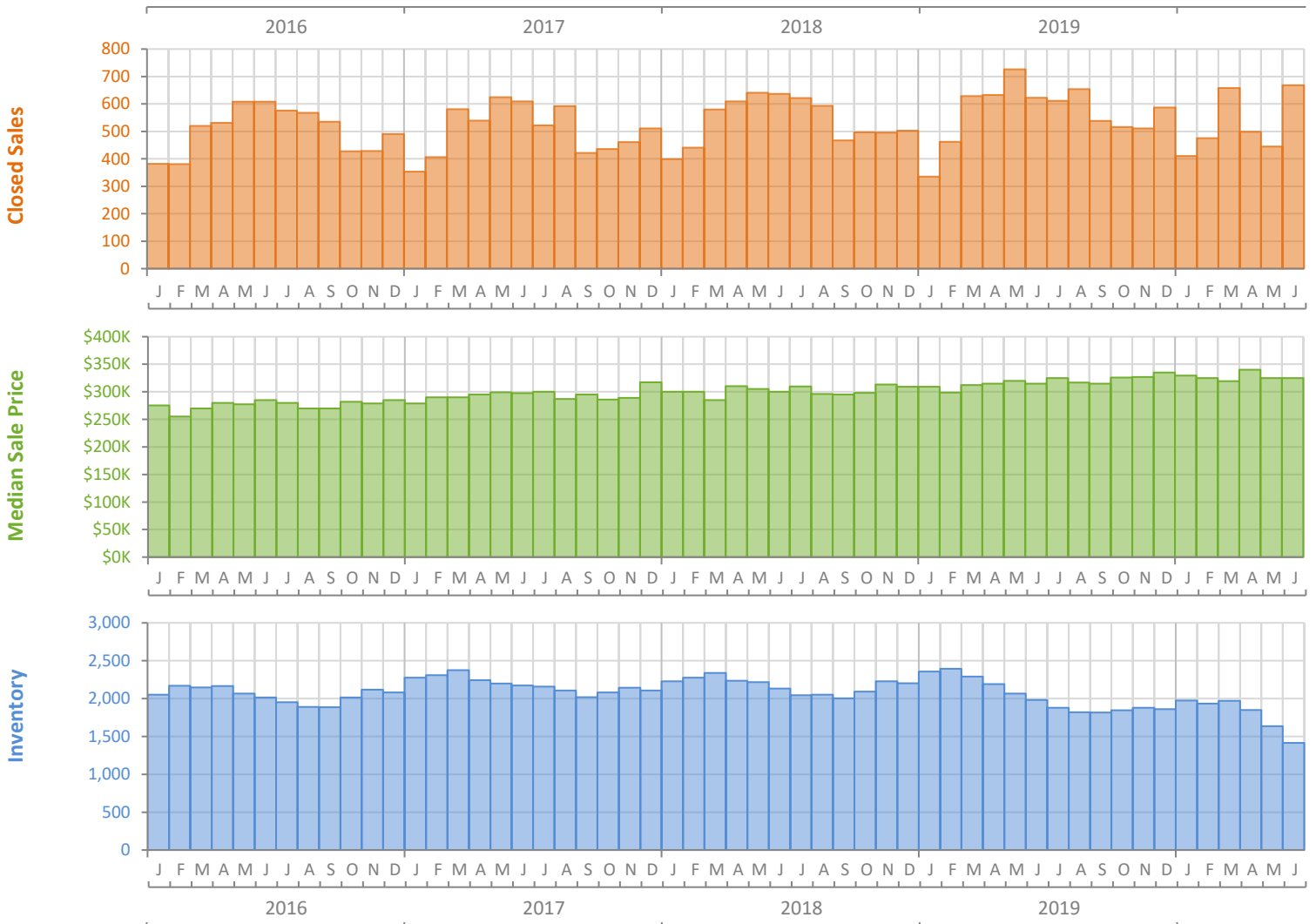
Monthly Market Summary - June 2020

Single Family Homes

Manatee County



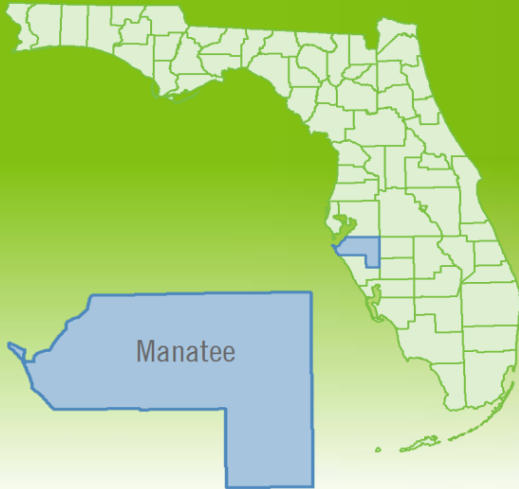
	June 2020	June 2019	Percent Change Year-over-Year
Closed Sales	668	623	7.2%
Paid in Cash	134	157	-14.6%
Median Sale Price	\$325,000	\$315,000	3.2%
Average Sale Price	\$419,373	\$397,987	5.4%
Dollar Volume	\$280.1 Million	\$247.9 Million	13.0%
Med. Pct. of Orig. List Price Received	96.6%	96.0%	0.6%
Median Time to Contract	56 Days	49 Days	14.3%
Median Time to Sale	103 Days	102 Days	1.0%
New Pending Sales	801	595	34.6%
New Listings	665	599	11.0%
Pending Inventory	1,076	897	20.0%
Inventory (Active Listings)	1,416	1,982	-28.6%
Months Supply of Inventory	2.6	3.6	-27.8%



Monthly Distressed Market - June 2020

Single Family Homes

Manatee County



		June 2020	June 2019	Percent Change Year-over-Year
Traditional	Closed Sales	656	607	8.1%
	Median Sale Price	\$327,385	\$318,000	3.0%
Foreclosure/REO	Closed Sales	7	13	-46.2%
	Median Sale Price	\$245,621	\$229,900	6.8%
Short Sale	Closed Sales	5	3	66.7%
	Median Sale Price	\$225,000	\$600,000	-62.5%

