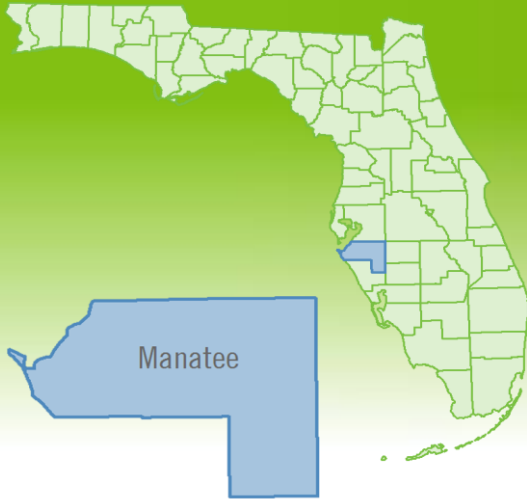


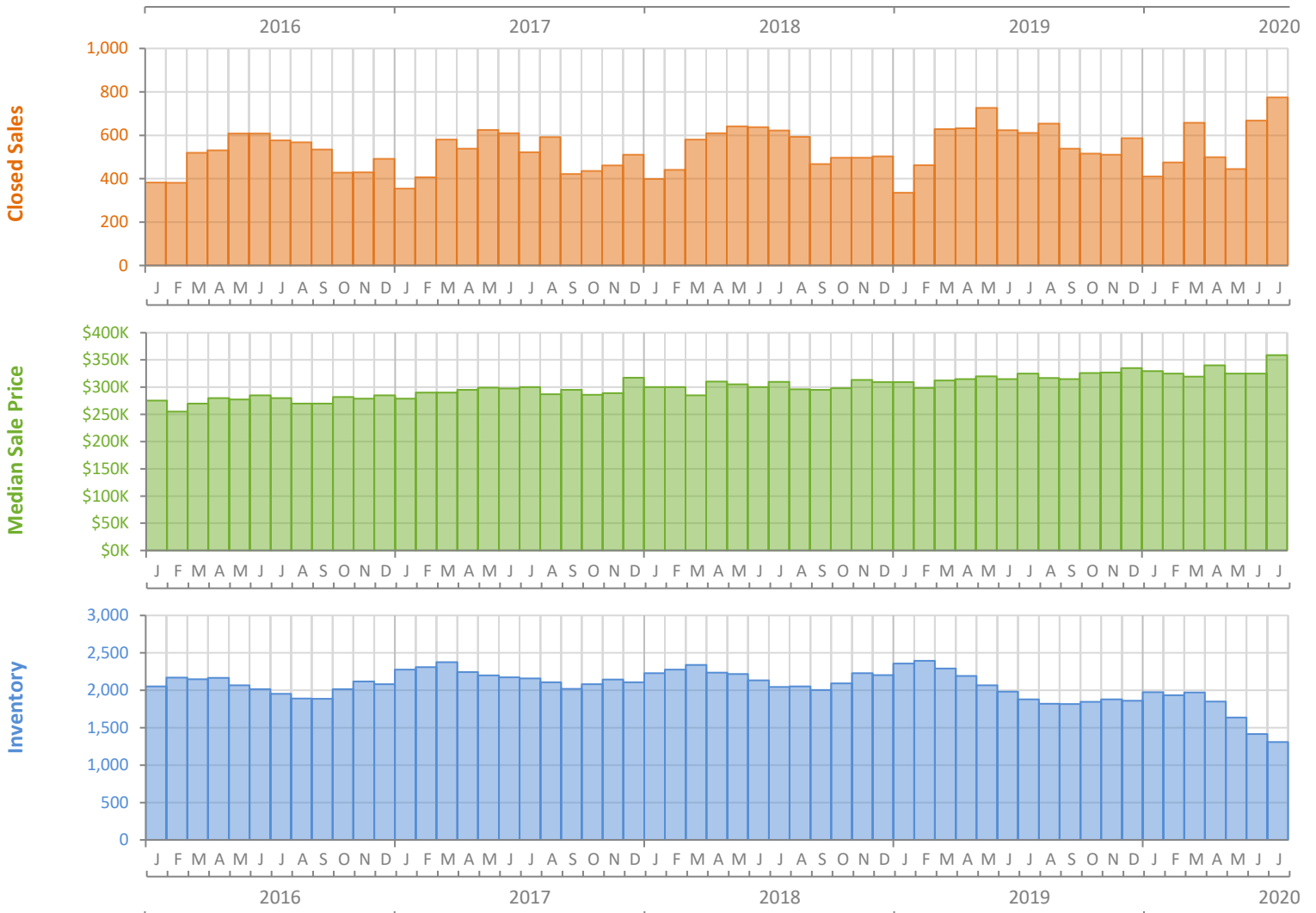
Monthly Market Summary - July 2020

Single Family Homes

Manatee County



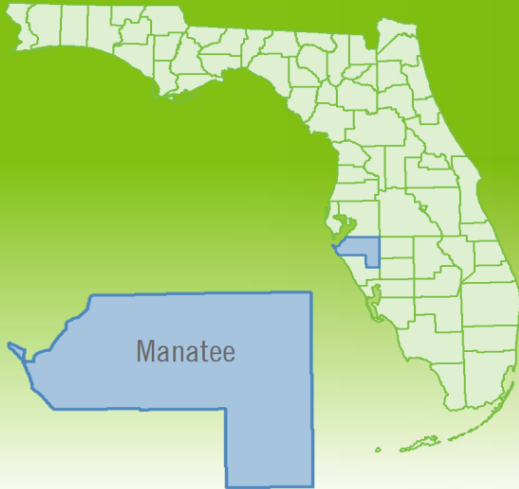
	July 2020	July 2019	Percent Change Year-over-Year
Closed Sales	774	611	26.7%
Paid in Cash	186	142	31.0%
Median Sale Price	\$358,963	\$325,000	10.5%
Average Sale Price	\$476,011	\$391,049	21.7%
Dollar Volume	\$368.4 Million	\$238.9 Million	54.2%
Med. Pct. of Orig. List Price Received	96.8%	95.9%	0.9%
Median Time to Contract	37 Days	53 Days	-30.2%
Median Time to Sale	80 Days	99 Days	-19.2%
New Pending Sales	809	608	33.1%
New Listings	775	651	19.0%
Pending Inventory	1,091	868	25.7%
Inventory (Active Listings)	1,310	1,877	-30.2%
Months Supply of Inventory	2.3	3.4	-32.4%



Monthly Distressed Market - July 2020

Single Family Homes

Manatee County



		July 2020	July 2019	Percent Change Year-over-Year
Traditional	Closed Sales	761	595	27.9%
	Median Sale Price	\$360,000	\$327,351	10.0%
Foreclosure/REO	Closed Sales	7	10	-30.0%
	Median Sale Price	\$269,000	\$157,500	70.8%
Short Sale	Closed Sales	6	6	0.0%
	Median Sale Price	\$237,750	\$221,775	7.2%

