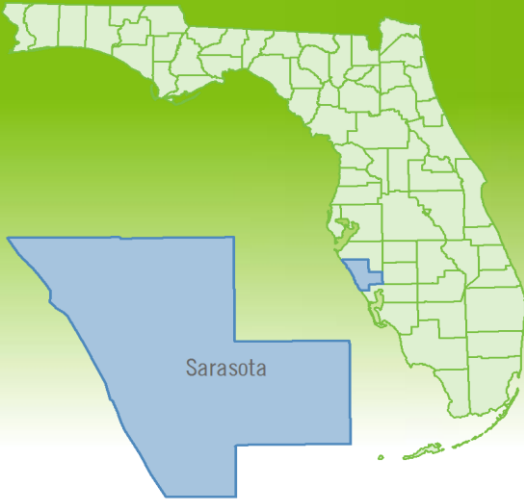


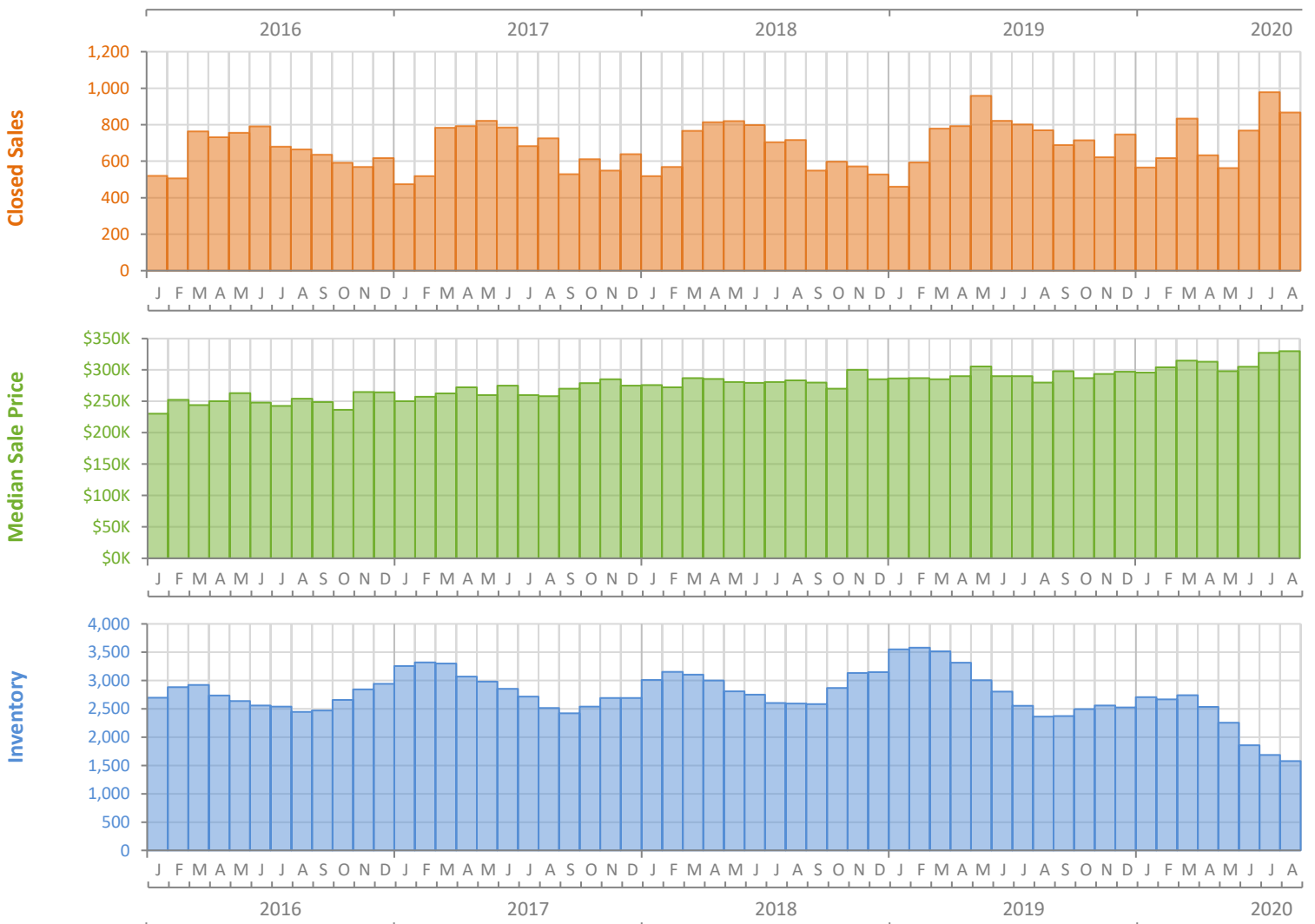
Monthly Market Summary - August 2020

Single Family Homes

Sarasota County



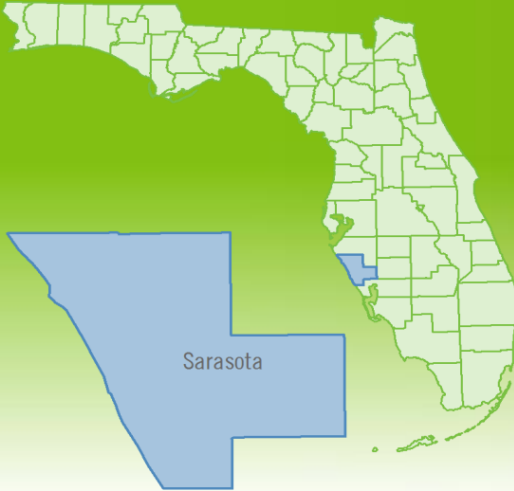
	August 2020	August 2019	Percent Change Year-over-Year
Closed Sales	867	769	12.7%
Paid in Cash	276	250	10.4%
Median Sale Price	\$330,000	\$280,000	17.9%
Average Sale Price	\$490,948	\$363,534	35.0%
Dollar Volume	\$425.7 Million	\$279.6 Million	52.3%
Med. Pct. of Orig. List Price Received	97.6%	95.5%	2.2%
Median Time to Contract	30 Days	51 Days	-41.2%
Median Time to Sale	76 Days	94 Days	-19.1%
New Pending Sales	960	763	25.8%
New Listings	929	806	15.3%
Pending Inventory	1,420	989	43.6%
Inventory (Active Listings)	1,577	2,365	-33.3%
Months Supply of Inventory	2.2	3.5	-37.1%



Monthly Distressed Market - August 2020

Single Family Homes

Sarasota County



		August 2020	August 2019	Percent Change Year-over-Year
Traditional	Closed Sales	857	743	15.3%
	Median Sale Price	\$330,000	\$284,900	15.8%
Foreclosure/REO	Closed Sales	7	20	-65.0%
	Median Sale Price	\$330,000	\$181,250	82.1%
Short Sale	Closed Sales	3	6	-50.0%
	Median Sale Price	\$123,500	\$194,950	-36.7%

