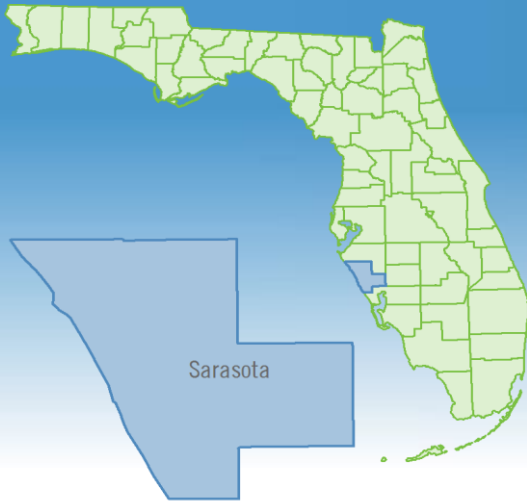


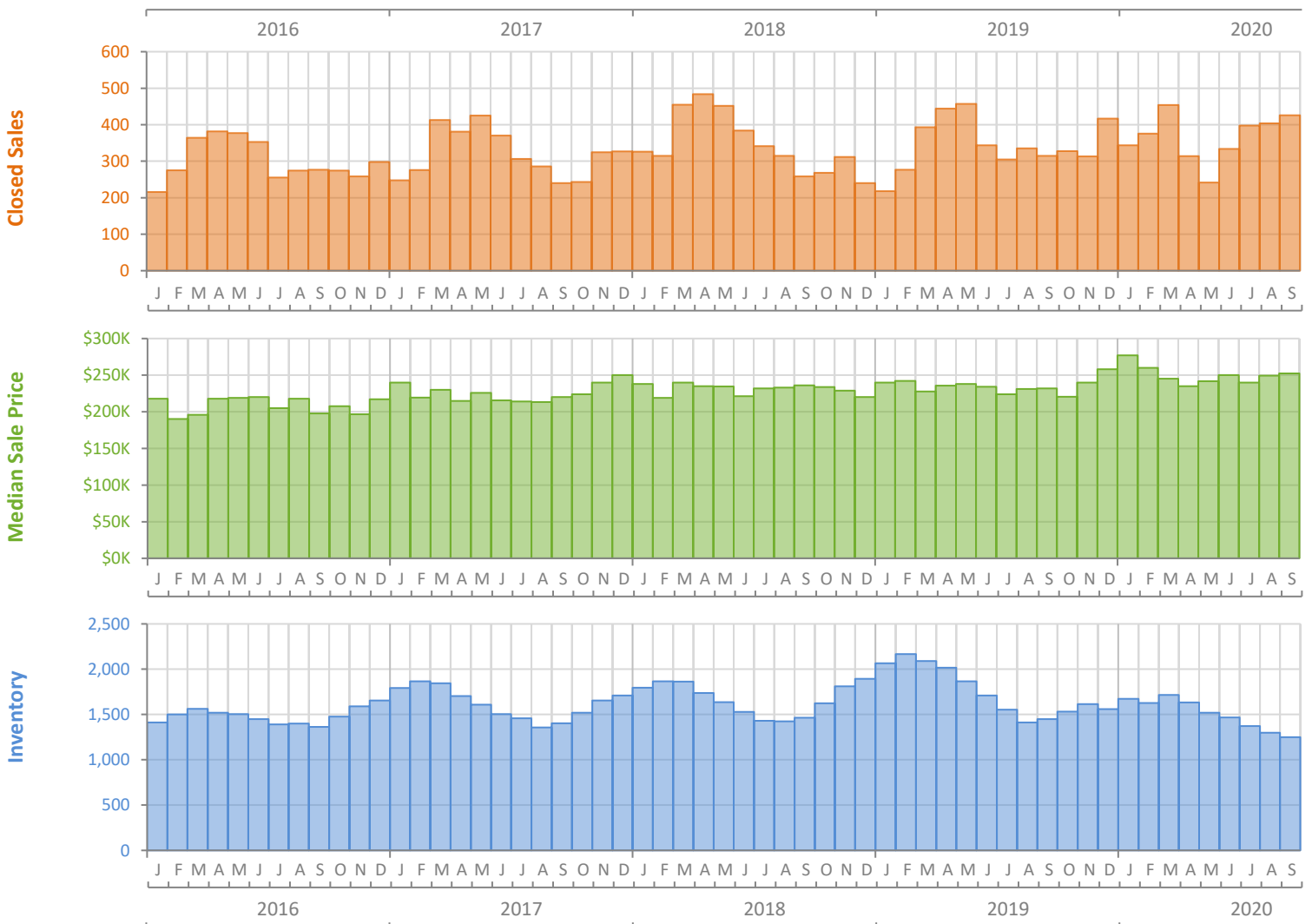
Monthly Market Summary - September 2020

Townhouses and Condos

Sarasota County



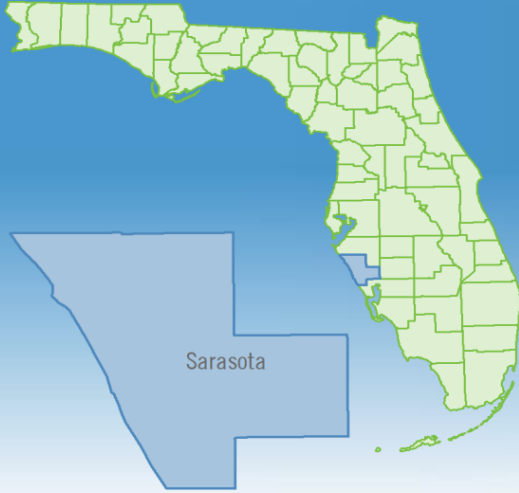
	September 2020	September 2019	Percent Change Year-over-Year
Closed Sales	426	315	35.2%
Paid in Cash	191	151	26.5%
Median Sale Price	\$252,240	\$232,000	8.7%
Average Sale Price	\$398,575	\$282,037	41.3%
Dollar Volume	\$169.8 Million	\$88.8 Million	91.1%
Med. Pct. of Orig. List Price Received	96.4%	95.1%	1.4%
Median Time to Contract	43 Days	54 Days	-20.4%
Median Time to Sale	84 Days	110 Days	-23.6%
New Pending Sales	457	303	50.8%
New Listings	455	394	15.5%
Pending Inventory	746	546	36.6%
Inventory (Active Listings)	1,251	1,449	-13.7%
Months Supply of Inventory	3.5	4.4	-20.5%



Monthly Distressed Market - September 2020

Townhouses and Condos

Sarasota County



		September 2020	September 2019	Percent Change Year-over-Year
Traditional	Closed Sales	424	313	35.5%
	Median Sale Price	\$252,240	\$232,000	8.7%
Foreclosure/REO	Closed Sales	1	1	0.0%
	Median Sale Price	\$175,000	\$93,100	88.0%
Short Sale	Closed Sales	1	1	0.0%
	Median Sale Price	\$375,000	\$1,075,000	-65.1%

