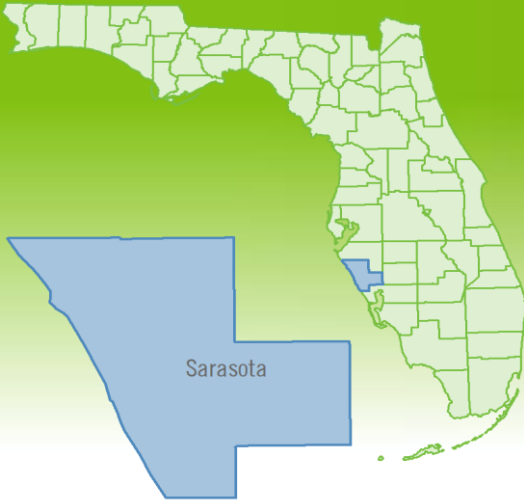


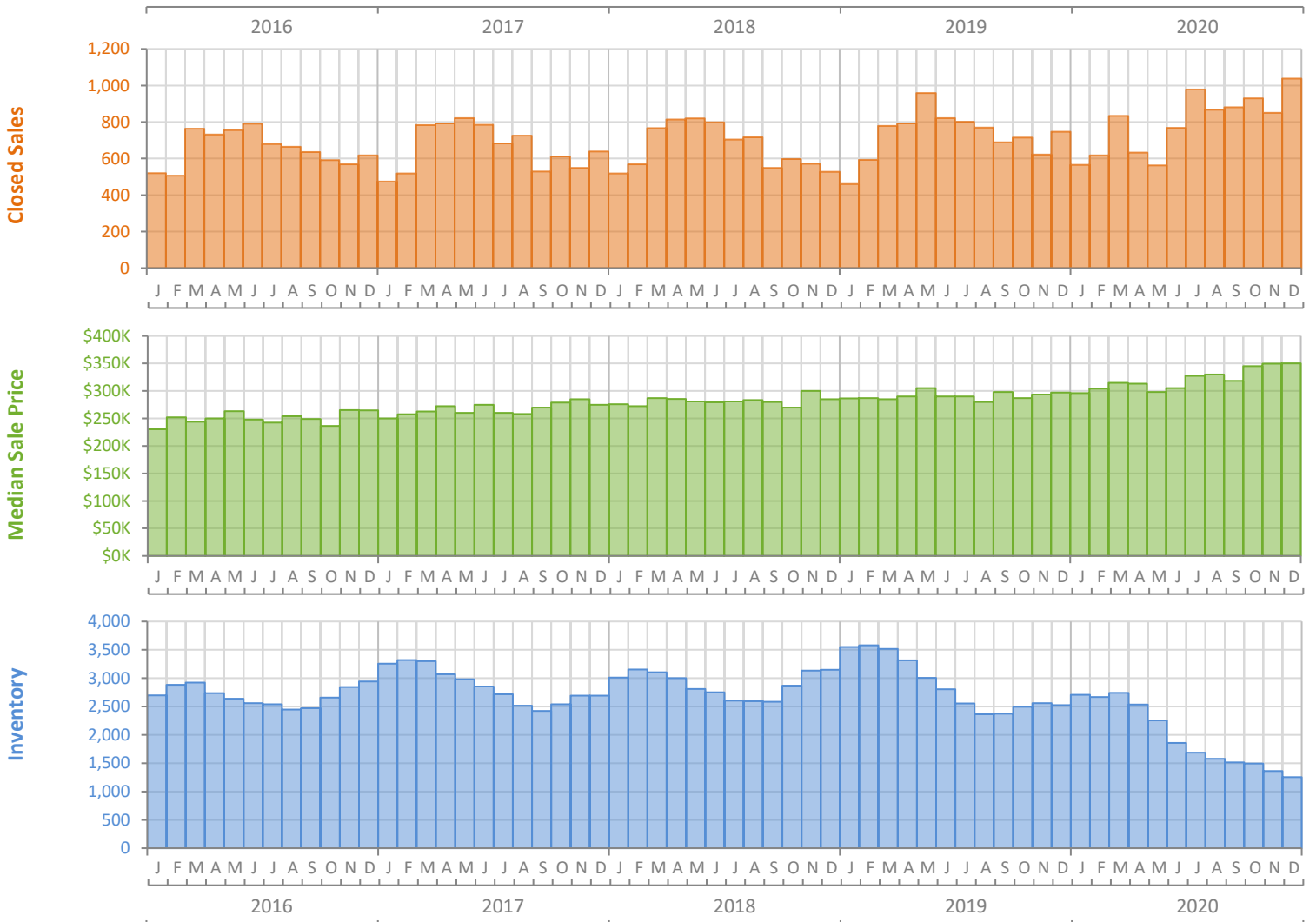
Monthly Market Summary - December 2020

Single Family Homes

Sarasota County



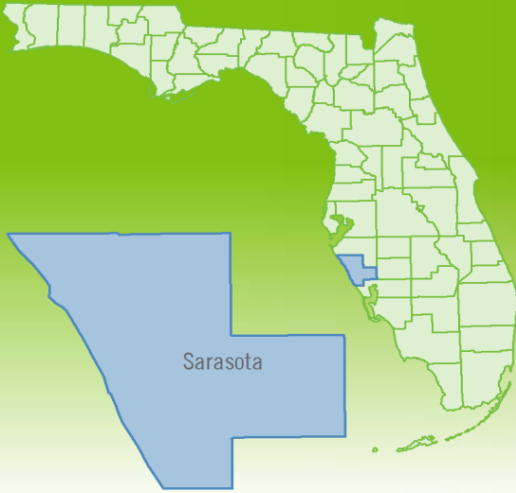
| | December 2020 | December 2019 | Percent Change Year-over-Year |
|--|-----------------|-----------------|-------------------------------|
| Closed Sales | 1,038 | 746 | 39.1% |
| Paid in Cash | 363 | 271 | 33.9% |
| Median Sale Price | \$350,000 | \$297,000 | 17.8% |
| Average Sale Price | \$525,292 | \$401,113 | 31.0% |
| Dollar Volume | \$545.3 Million | \$299.2 Million | 82.2% |
| Med. Pct. of Orig. List Price Received | 98.2% | 96.1% | 2.2% |
| Median Time to Contract | 18 Days | 34 Days | -47.1% |
| Median Time to Sale | 64 Days | 76 Days | -15.8% |
| New Pending Sales | 743 | 555 | 33.9% |
| New Listings | 730 | 671 | 8.8% |
| Pending Inventory | 1,123 | 733 | 53.2% |
| Inventory (Active Listings) | 1,253 | 2,526 | -50.4% |
| Months Supply of Inventory | 1.6 | 3.5 | -54.3% |



Monthly Distressed Market - December 2020

Single Family Homes

Sarasota County



| | | December 2020 | December 2019 | Percent Change Year-over-Year |
|-----------------|-------------------|---------------|---------------|-------------------------------|
| Traditional | Closed Sales | 1,031 | 728 | 41.6% |
| | Median Sale Price | \$350,000 | \$300,000 | 16.7% |
| Foreclosure/REO | Closed Sales | 6 | 14 | -57.1% |
| | Median Sale Price | \$247,550 | \$230,000 | 7.6% |
| Short Sale | Closed Sales | 1 | 4 | -75.0% |
| | Median Sale Price | \$570,000 | \$200,000 | 185.0% |

