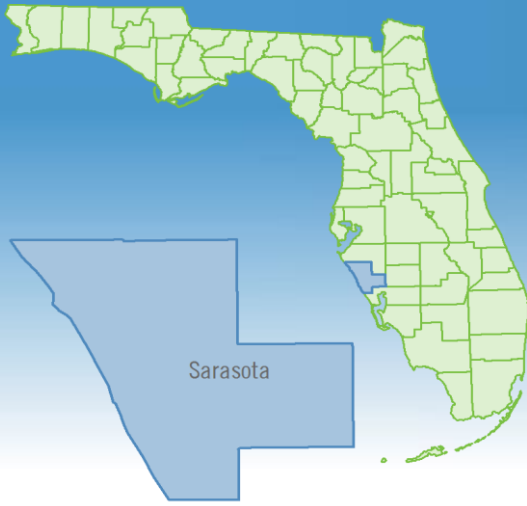


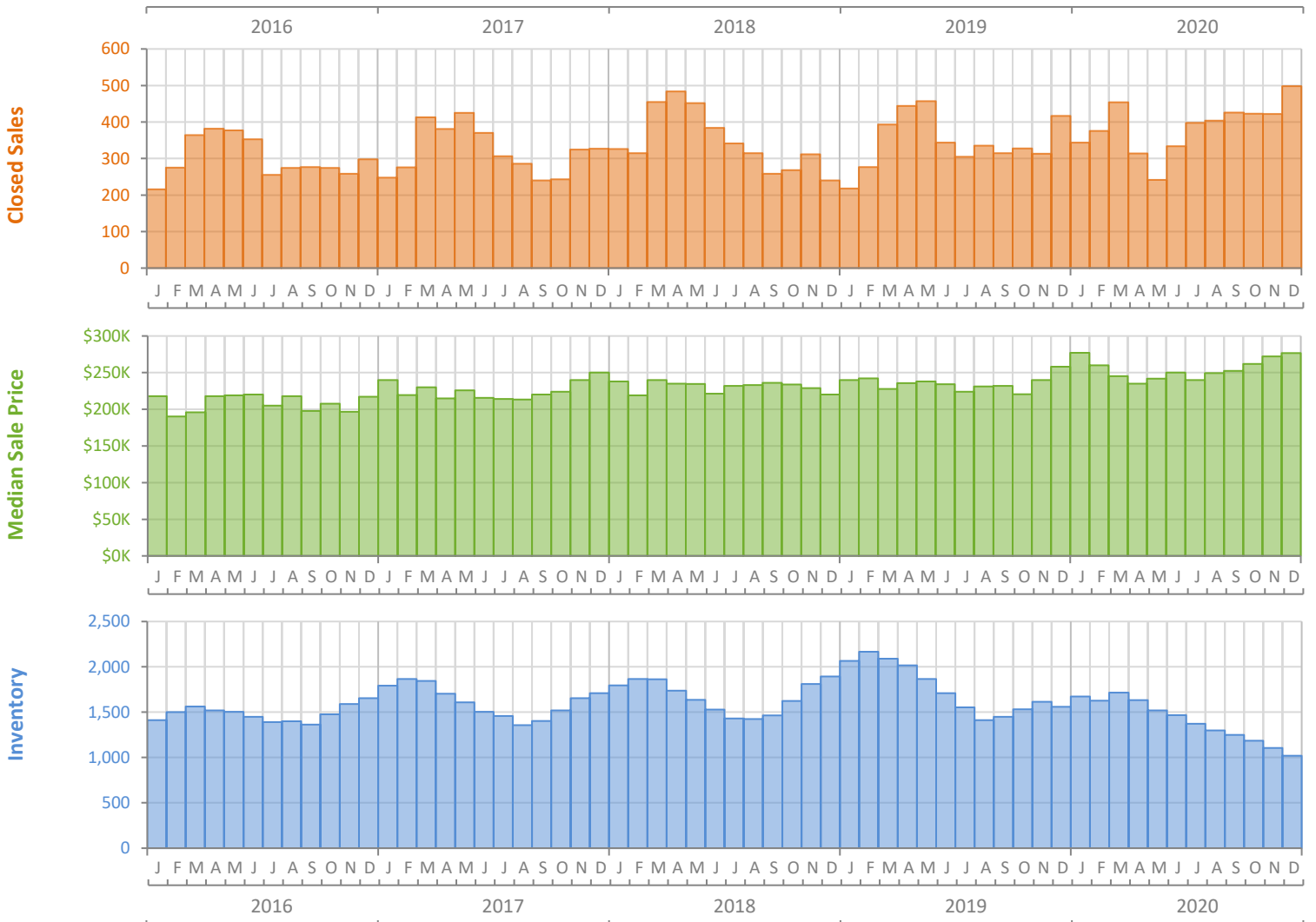
# Monthly Market Summary - December 2020

## Townhouses and Condos

### Sarasota County



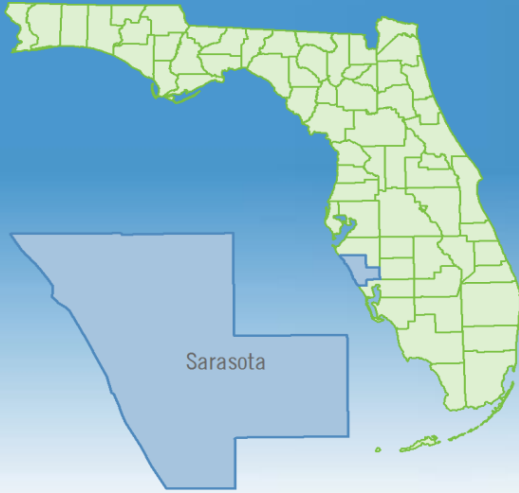
	December 2020	December 2019	Percent Change Year-over-Year
Closed Sales	498	417	19.4%
Paid in Cash	245	243	0.8%
Median Sale Price	\$276,745	\$257,900	7.3%
Average Sale Price	\$404,944	\$407,699	-0.7%
Dollar Volume	\$201.7 Million	\$170.0 Million	18.6%
Med. Pct. of Orig. List Price Received	96.3%	95.7%	0.6%
Median Time to Contract	33 Days	37 Days	-10.8%
Median Time to Sale	77 Days	77 Days	0.0%
New Pending Sales	413	333	24.0%
New Listings	387	369	4.9%
Pending Inventory	734	532	38.0%
Inventory (Active Listings)	1,019	1,560	-34.7%
Months Supply of Inventory	2.6	4.5	-42.2%



# Monthly Distressed Market - December 2020

## Townhouses and Condos

### Sarasota County



		December 2020	December 2019	Percent Change Year-over-Year
Traditional	Closed Sales	495	414	19.6%
	Median Sale Price	\$278,000	\$259,711	7.0%
Foreclosure/REO	Closed Sales	3	2	50.0%
	Median Sale Price	\$115,000	\$181,375	-36.6%
Short Sale	Closed Sales	0	1	-100.0%
	Median Sale Price	(No Sales)	\$70,000	N/A

