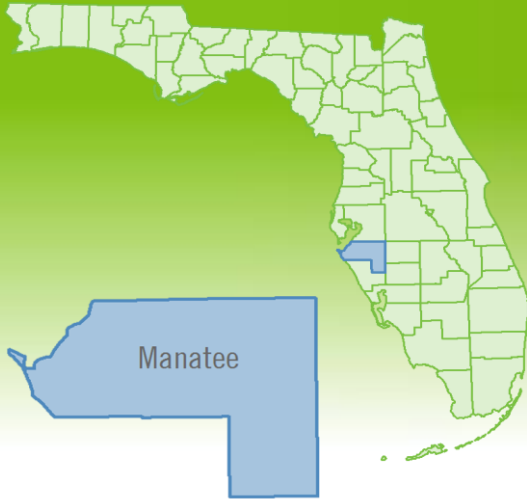


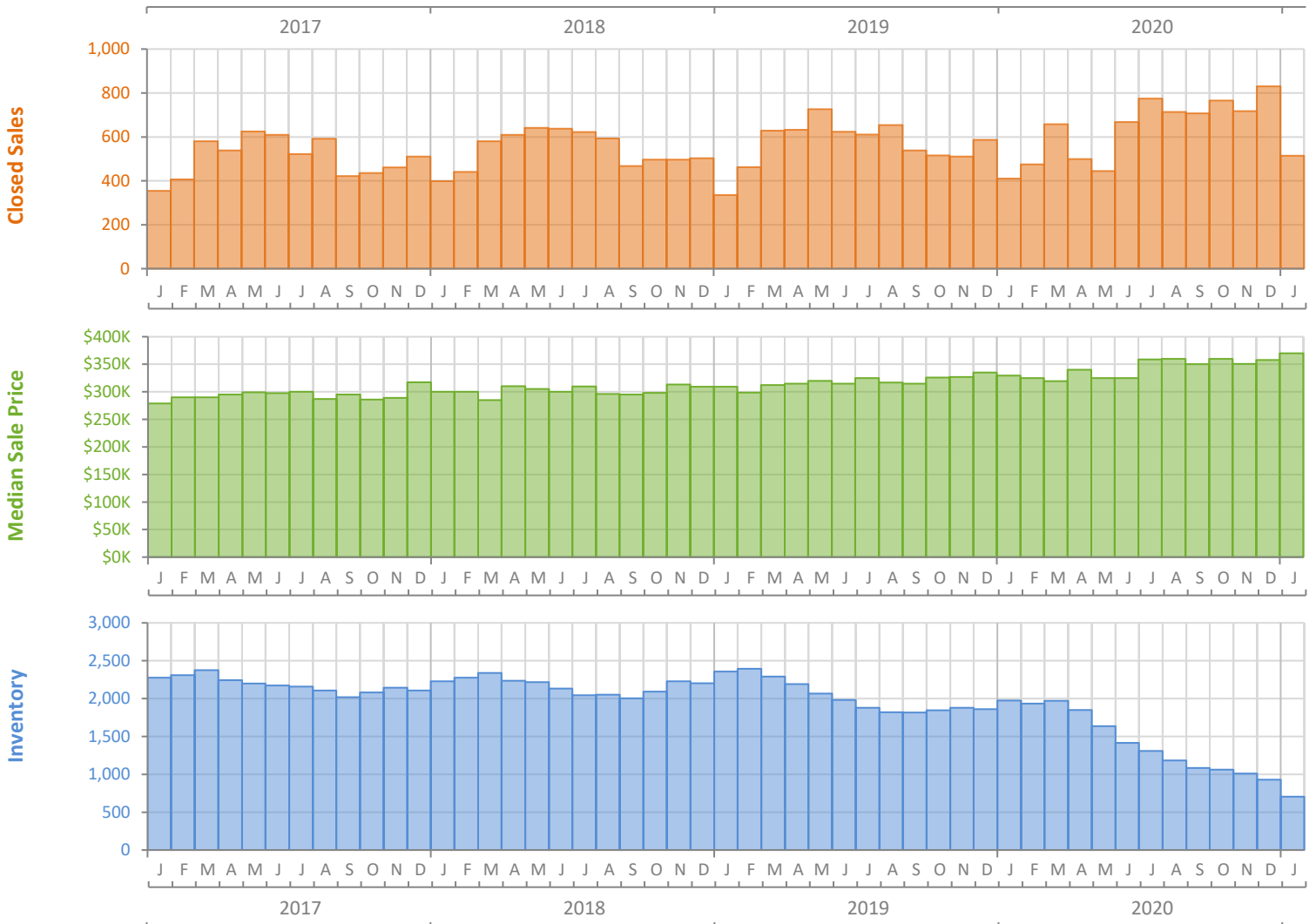
Monthly Market Summary - January 2021

Single Family Homes

Manatee County



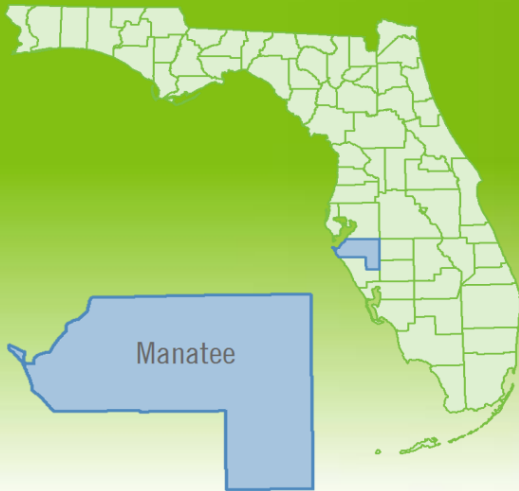
	January 2021	January 2020	Percent Change Year-over-Year
Closed Sales	515	410	25.6%
Paid in Cash	148	114	29.8%
Median Sale Price	\$370,000	\$329,500	12.3%
Average Sale Price	\$510,940	\$420,775	21.4%
Dollar Volume	\$263.1 Million	\$172.5 Million	52.5%
Med. Pct. of Orig. List Price Received	98.4%	96.3%	2.2%
Median Time to Contract	17 Days	41 Days	-58.5%
Median Time to Sale	66 Days	91 Days	-27.5%
New Pending Sales	773	618	25.1%
New Listings	612	774	-20.9%
Pending Inventory	1,052	749	40.5%
Inventory (Active Listings)	705	1,973	-64.3%
Months Supply of Inventory	1.1	3.4	-67.6%



Monthly Distressed Market - January 2021

Single Family Homes

Manatee County



		January 2021	January 2020	Percent Change Year-over-Year
Traditional	Closed Sales	509	400	27.3%
	Median Sale Price	\$372,000	\$331,000	12.4%
Foreclosure/REO	Closed Sales	3	8	-62.5%
	Median Sale Price	\$318,000	\$233,001	36.5%
Short Sale	Closed Sales	3	2	50.0%
	Median Sale Price	\$337,000	\$144,025	134.0%

