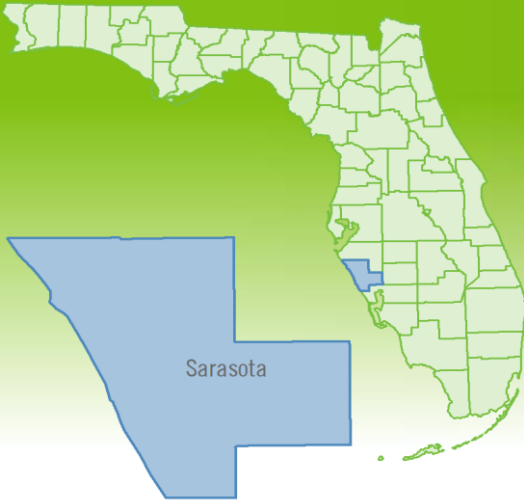


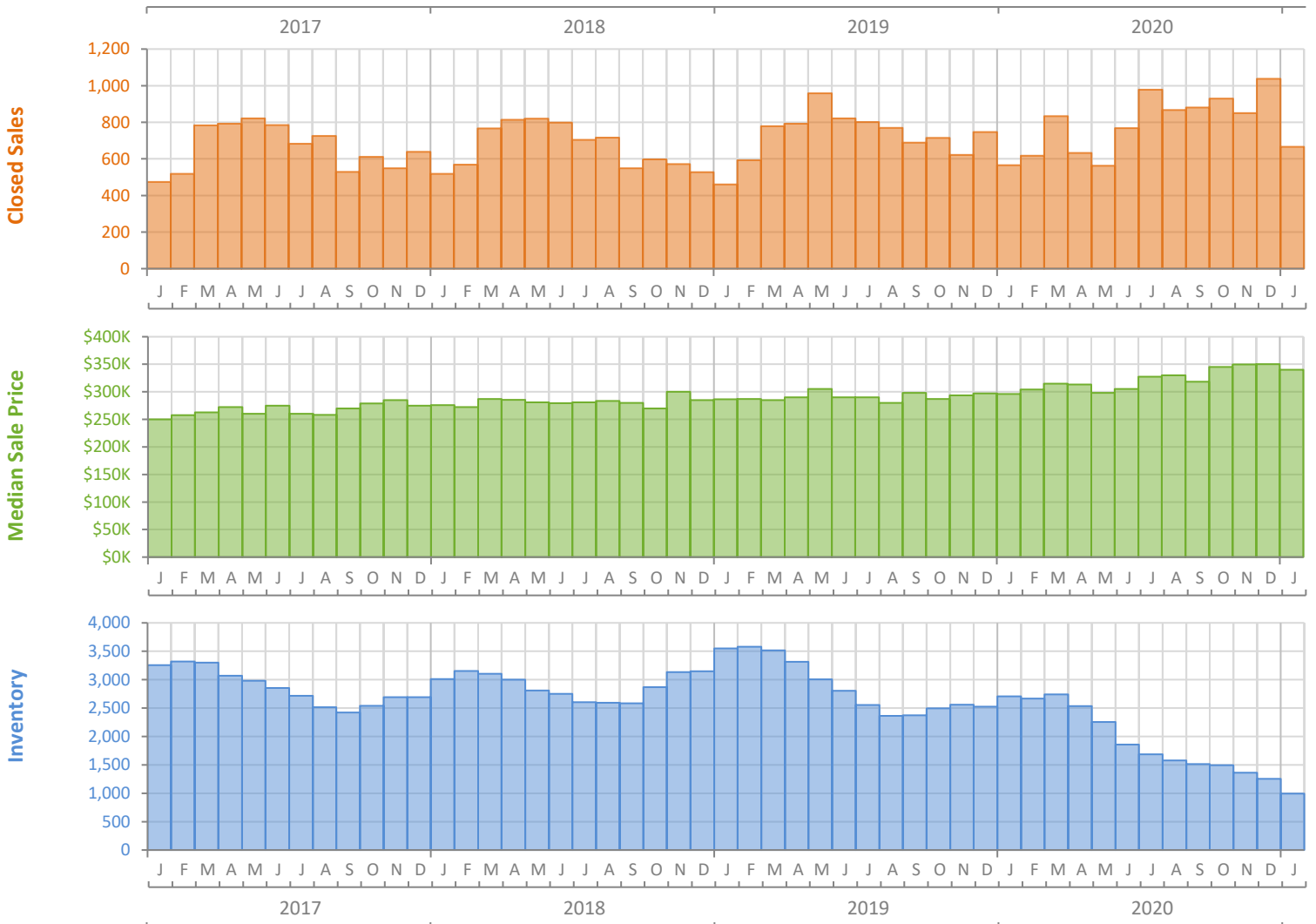
# Monthly Market Summary - January 2021

## Single Family Homes

### Sarasota County



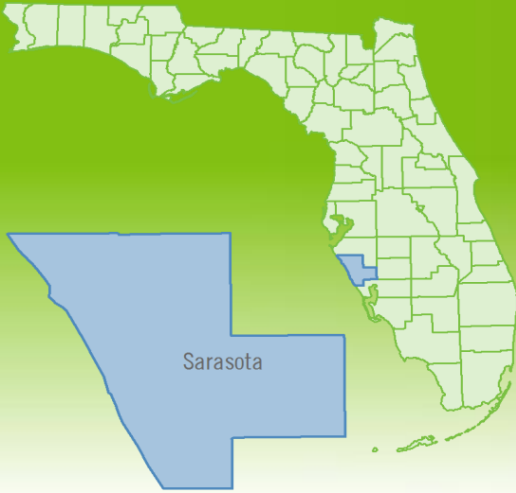
	January 2021	January 2020	Percent Change Year-over-Year
Closed Sales	666	565	17.9%
Paid in Cash	269	246	9.3%
Median Sale Price	\$340,004	\$296,000	14.9%
Average Sale Price	\$491,760	\$410,249	19.9%
Dollar Volume	\$327.5 Million	\$231.8 Million	41.3%
Med. Pct. of Orig. List Price Received	98.0%	96.2%	1.9%
Median Time to Contract	19 Days	34 Days	-44.1%
Median Time to Sale	66 Days	81 Days	-18.5%
New Pending Sales	1,107	817	35.5%
New Listings	893	1,092	-18.2%
Pending Inventory	1,544	967	59.7%
Inventory (Active Listings)	991	2,704	-63.4%
Months Supply of Inventory	1.2	3.6	-66.7%



# Monthly Distressed Market - January 2021

## Single Family Homes

### Sarasota County



		January 2021	January 2020	Percent Change Year-over-Year
Traditional	Closed Sales	662	548	20.8%
	Median Sale Price	\$342,020	\$300,000	14.0%
Foreclosure/REO	Closed Sales	3	14	-78.6%
	Median Sale Price	\$195,000	\$166,750	16.9%
Short Sale	Closed Sales	1	3	-66.7%
	Median Sale Price	\$203,400	\$185,250	9.8%

