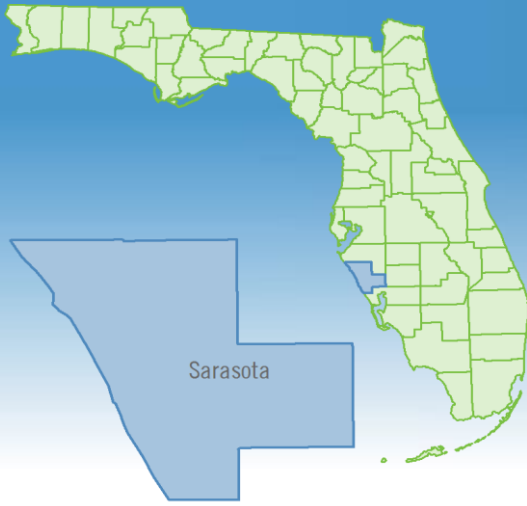


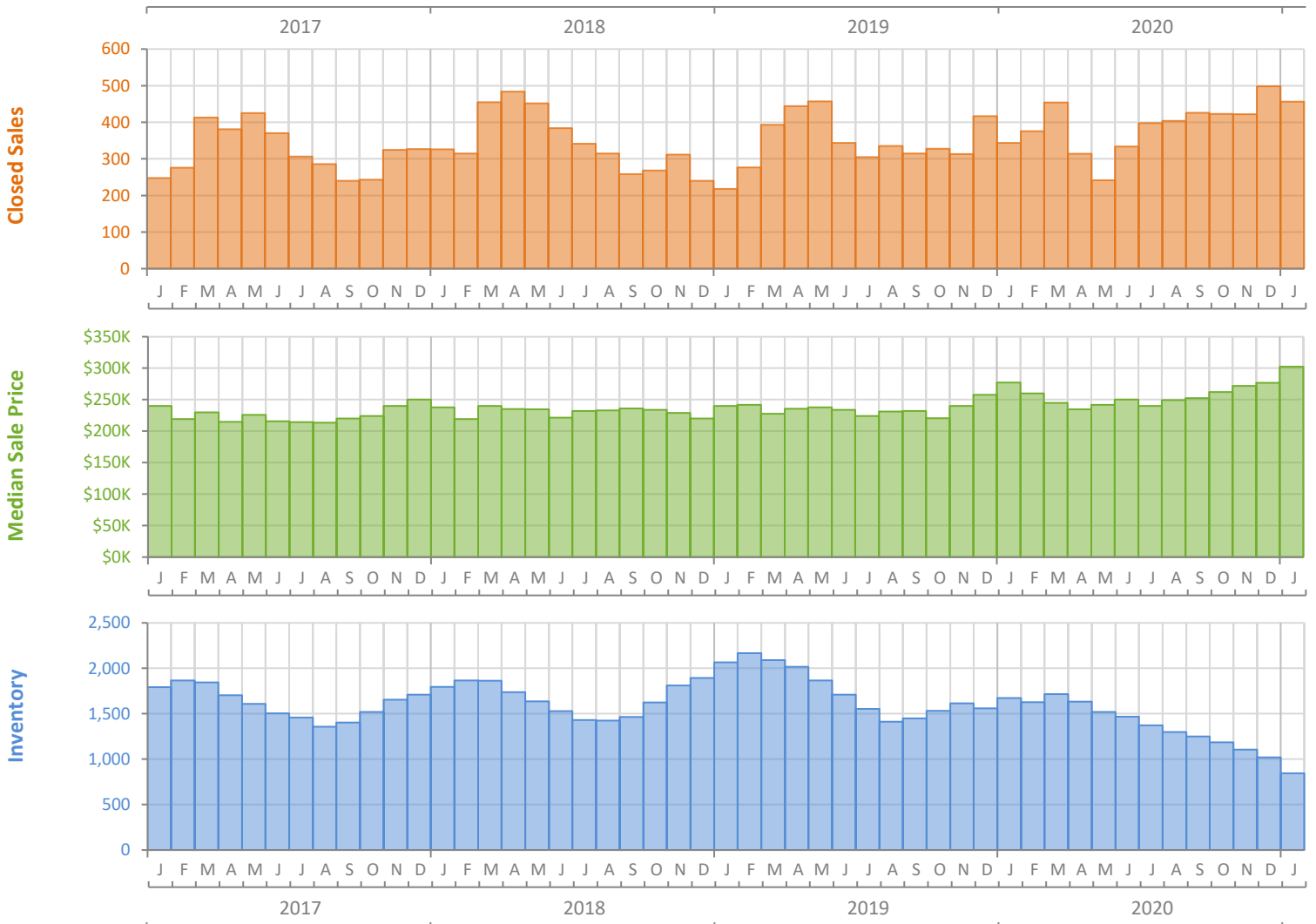
Monthly Market Summary - January 2021

Townhouses and Condos

Sarasota County



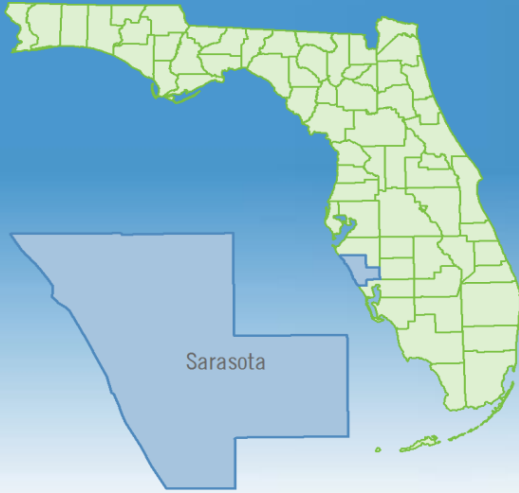
	January 2021	January 2020	Percent Change Year-over-Year
Closed Sales	456	344	32.6%
Paid in Cash	279	216	29.2%
Median Sale Price	\$302,250	\$277,000	9.1%
Average Sale Price	\$537,760	\$475,464	13.1%
Dollar Volume	\$245.2 Million	\$163.6 Million	49.9%
Med. Pct. of Orig. List Price Received	97.0%	95.6%	1.5%
Median Time to Contract	28 Days	44 Days	-36.4%
Median Time to Sale	72 Days	88 Days	-18.2%
New Pending Sales	707	523	35.2%
New Listings	615	688	-10.6%
Pending Inventory	1,010	688	46.8%
Inventory (Active Listings)	845	1,674	-49.5%
Months Supply of Inventory	2.1	4.9	-57.1%



Monthly Distressed Market - January 2021

Townhouses and Condos

Sarasota County



		January 2021	January 2020	Percent Change Year-over-Year
Traditional	Closed Sales	453	340	33.2%
	Median Sale Price	\$303,500	\$277,000	9.6%
Foreclosure/REO	Closed Sales	1	3	-66.7%
	Median Sale Price	\$175,000	\$192,500	-9.1%
Short Sale	Closed Sales	2	1	100.0%
	Median Sale Price	\$305,896	\$290,000	5.5%

