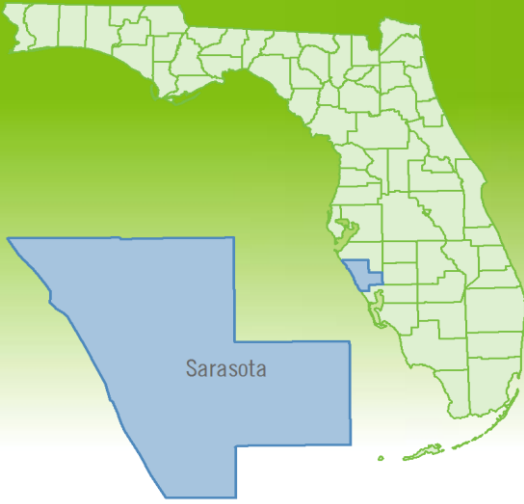


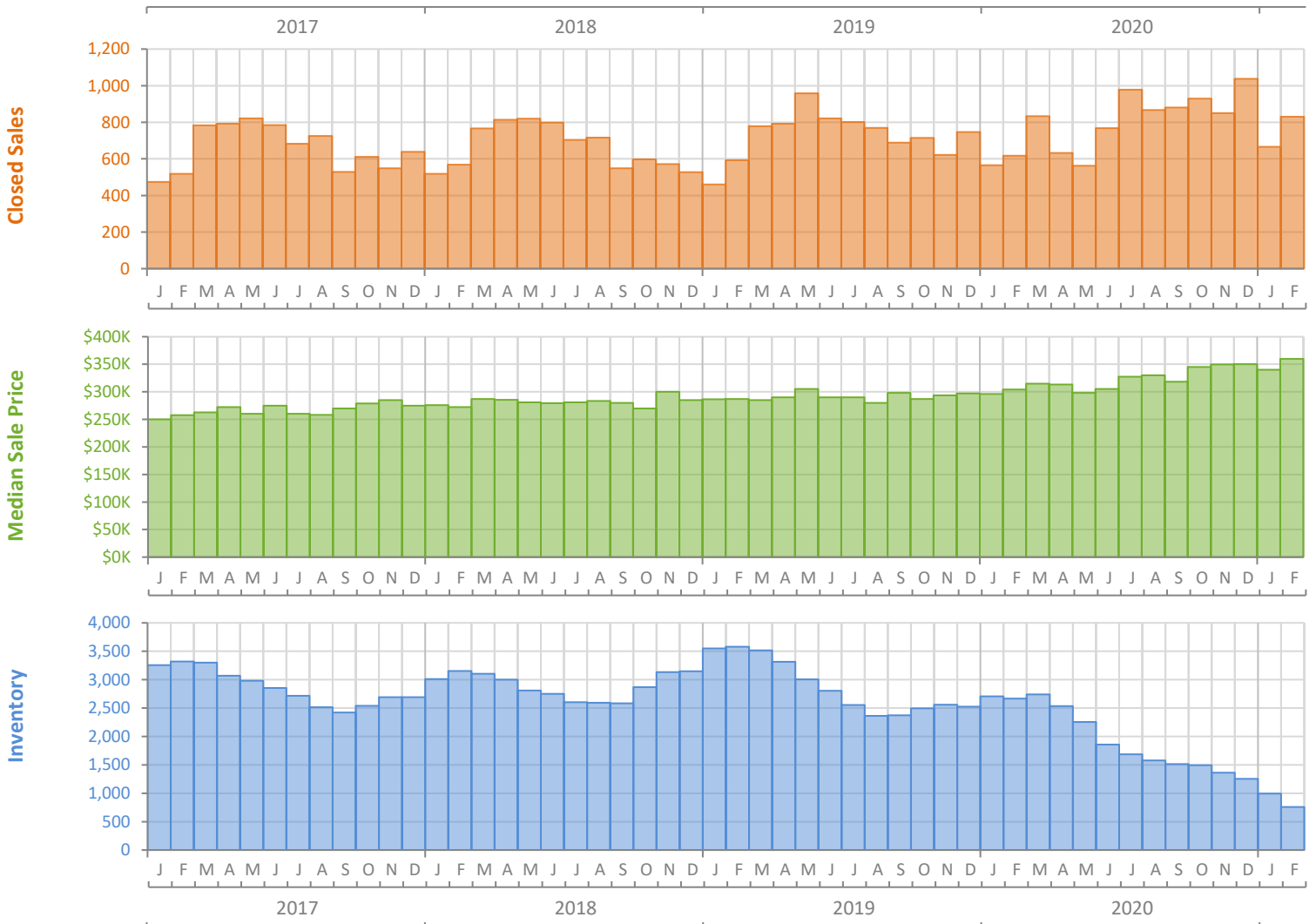
Monthly Market Summary - February 2021

Single Family Homes

Sarasota County



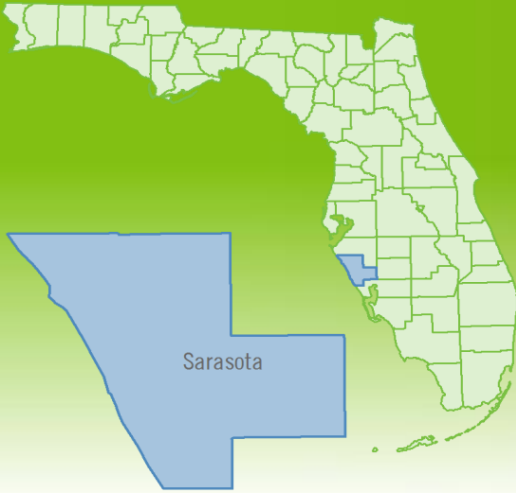
	February 2021	February 2020	Percent Change Year-over-Year
Closed Sales	831	618	34.5%
Paid in Cash	365	237	54.0%
Median Sale Price	\$359,900	\$304,000	18.4%
Average Sale Price	\$538,892	\$420,802	28.1%
Dollar Volume	\$447.8 Million	\$260.1 Million	72.2%
Med. Pct. of Orig. List Price Received	98.8%	96.3%	2.6%
Median Time to Contract	17 Days	37 Days	-54.1%
Median Time to Sale	65 Days	82 Days	-20.7%
New Pending Sales	1,030	922	11.7%
New Listings	848	974	-12.9%
Pending Inventory	1,753	1,271	37.9%
Inventory (Active Listings)	759	2,667	-71.5%
Months Supply of Inventory	0.9	3.6	-75.0%



Monthly Distressed Market - February 2021

Single Family Homes

Sarasota County



		February 2021	February 2020	Percent Change Year-over-Year
Traditional	Closed Sales	827	603	37.1%
	Median Sale Price	\$360,000	\$308,000	16.9%
Foreclosure/REO	Closed Sales	3	12	-75.0%
	Median Sale Price	\$190,000	\$212,000	-10.4%
Short Sale	Closed Sales	1	3	-66.7%
	Median Sale Price	\$203,000	\$270,000	-24.8%

