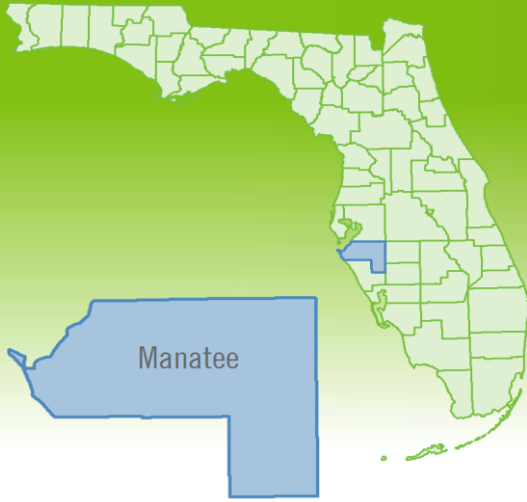


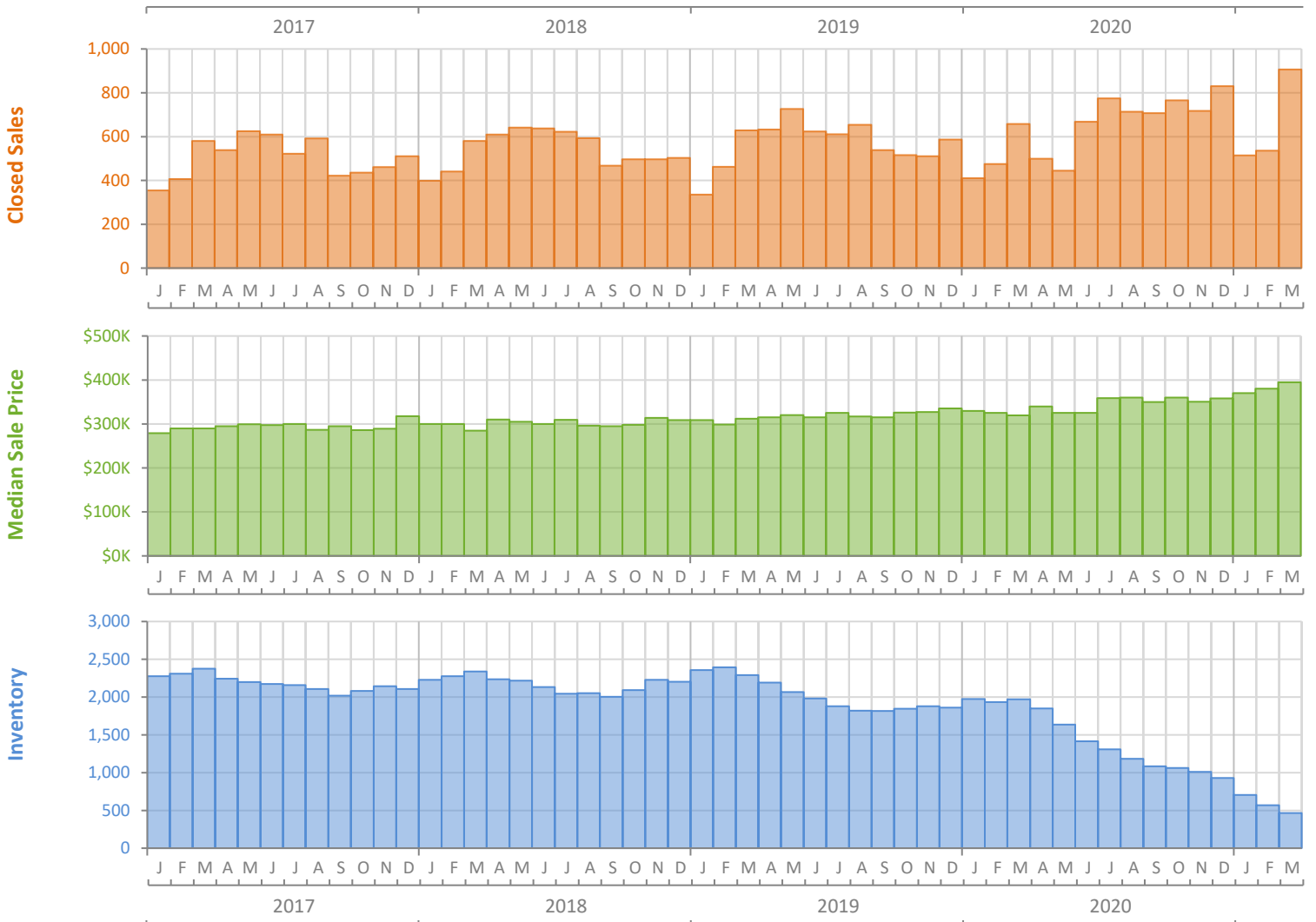
# Monthly Market Summary - March 2021

## Single Family Homes

### Manatee County



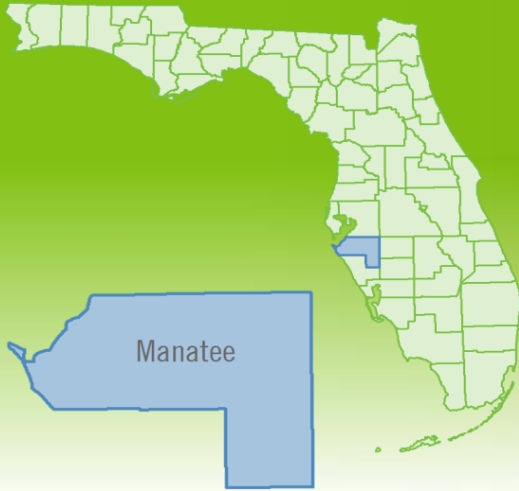
	March 2021	March 2020	Percent Change Year-over-Year
Closed Sales	907	658	37.8%
Paid in Cash	307	175	75.4%
Median Sale Price	\$395,000	\$319,500	23.6%
Average Sale Price	\$536,981	\$390,674	37.4%
Dollar Volume	\$487.0 Million	\$257.1 Million	89.5%
Med. Pct. of Orig. List Price Received	100.0%	96.6%	3.5%
Median Time to Contract	9 Days	44 Days	-79.5%
Median Time to Sale	55 Days	92 Days	-40.2%
New Pending Sales	826	492	67.9%
New Listings	788	731	7.8%
Pending Inventory	1,251	755	65.7%
Inventory (Active Listings)	467	1,969	-76.3%
Months Supply of Inventory	0.7	3.4	-79.4%



# Monthly Distressed Market - March 2021

## Single Family Homes

### Manatee County



		March 2021	March 2020	Percent Change Year-over-Year
Traditional	Closed Sales	901	649	38.8%
	Median Sale Price	\$397,619	\$320,000	24.3%
Foreclosure/REO	Closed Sales	4	9	-55.6%
	Median Sale Price	\$220,000	\$212,000	3.8%
Short Sale	Closed Sales	2	0	N/A
	Median Sale Price	\$389,250	(No Sales)	N/A

