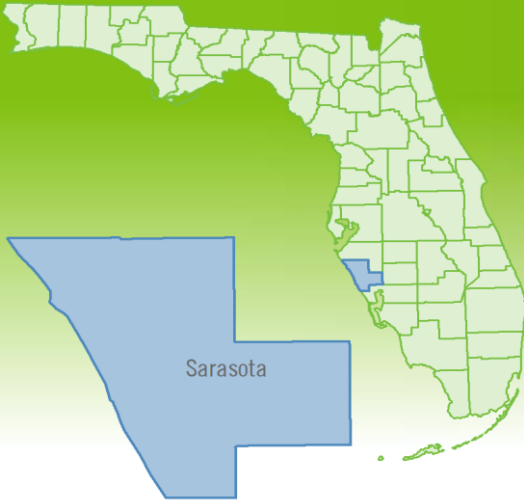


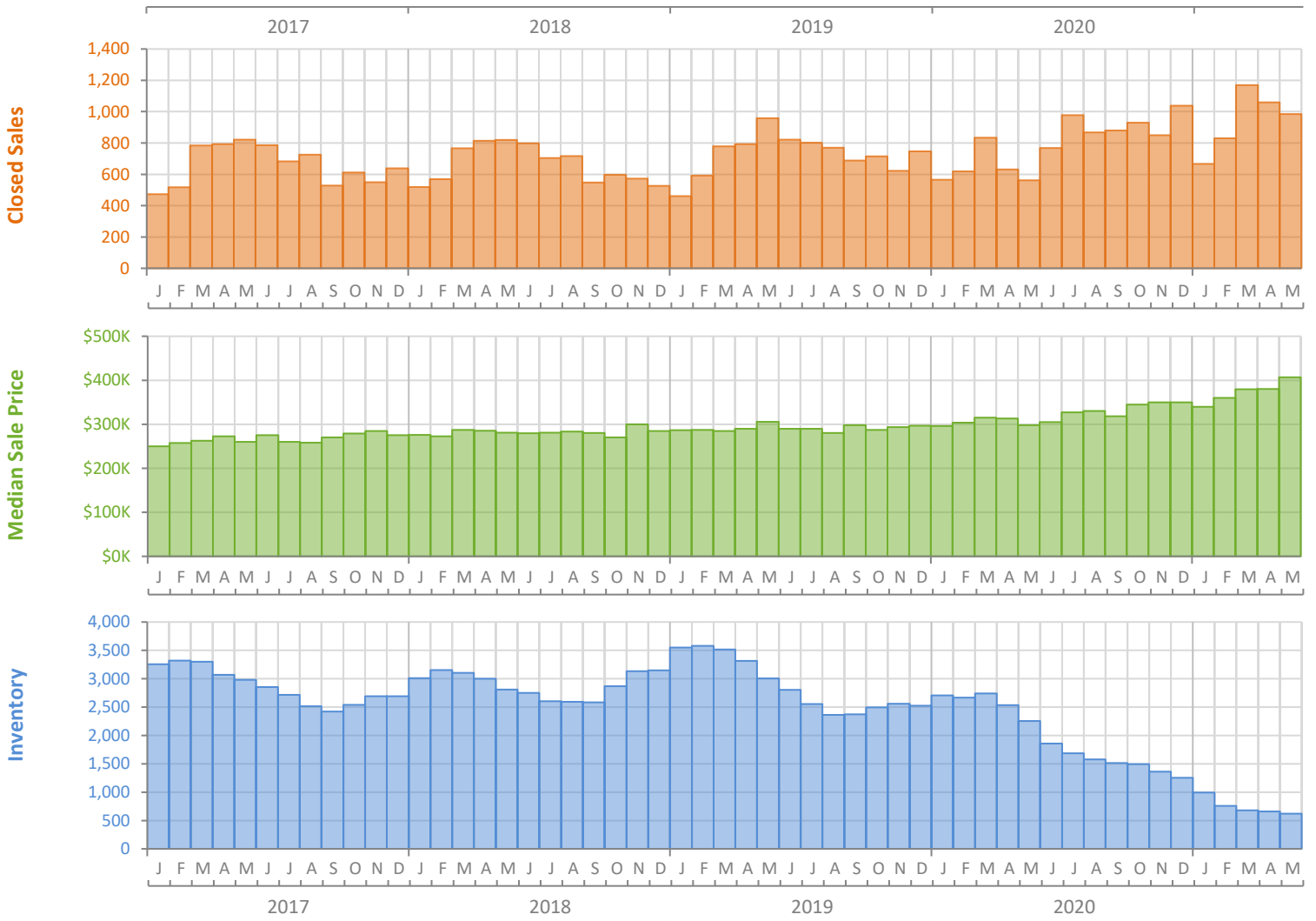
Monthly Market Summary - May 2021

Single-Family Homes

Sarasota County



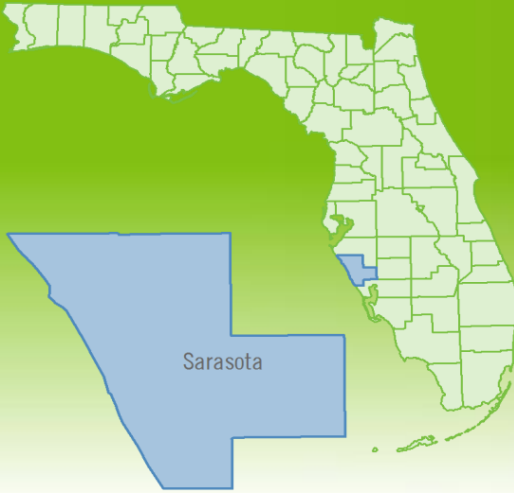
	May 2021	May 2020	Percent Change Year-over-Year
Closed Sales	985	562	75.3%
Paid in Cash	442	174	154.0%
Median Sale Price	\$407,000	\$297,995	36.6%
Average Sale Price	\$593,764	\$392,471	51.3%
Dollar Volume	\$584.9 Million	\$220.6 Million	165.2%
Med. Pct. of Orig. List Price Received	100.0%	96.0%	4.2%
Median Time to Contract	6 Days	32 Days	-81.3%
Median Time to Sale	50 Days	81 Days	-38.3%
New Pending Sales	930	859	8.3%
New Listings	947	761	24.4%
Pending Inventory	1,568	1,152	36.1%
Inventory (Active Listings)	620	2,253	-72.5%
Months Supply of Inventory	0.7	3.2	-78.1%



Monthly Distressed Market - May 2021

Single-Family Homes

Sarasota County



		May 2021	May 2020	Percent Change Year-over-Year
Traditional	Closed Sales	975	546	78.6%
	Median Sale Price	\$409,000	\$300,000	36.3%
Foreclosure/REO	Closed Sales	5	15	-66.7%
	Median Sale Price	\$250,000	\$188,500	32.6%
Short Sale	Closed Sales	5	1	400.0%
	Median Sale Price	\$341,800	\$220,000	55.4%

