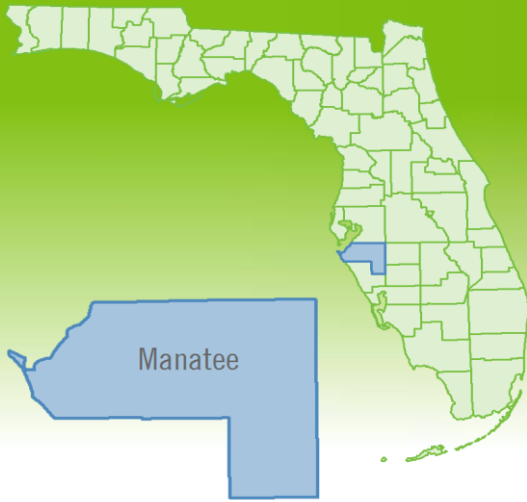


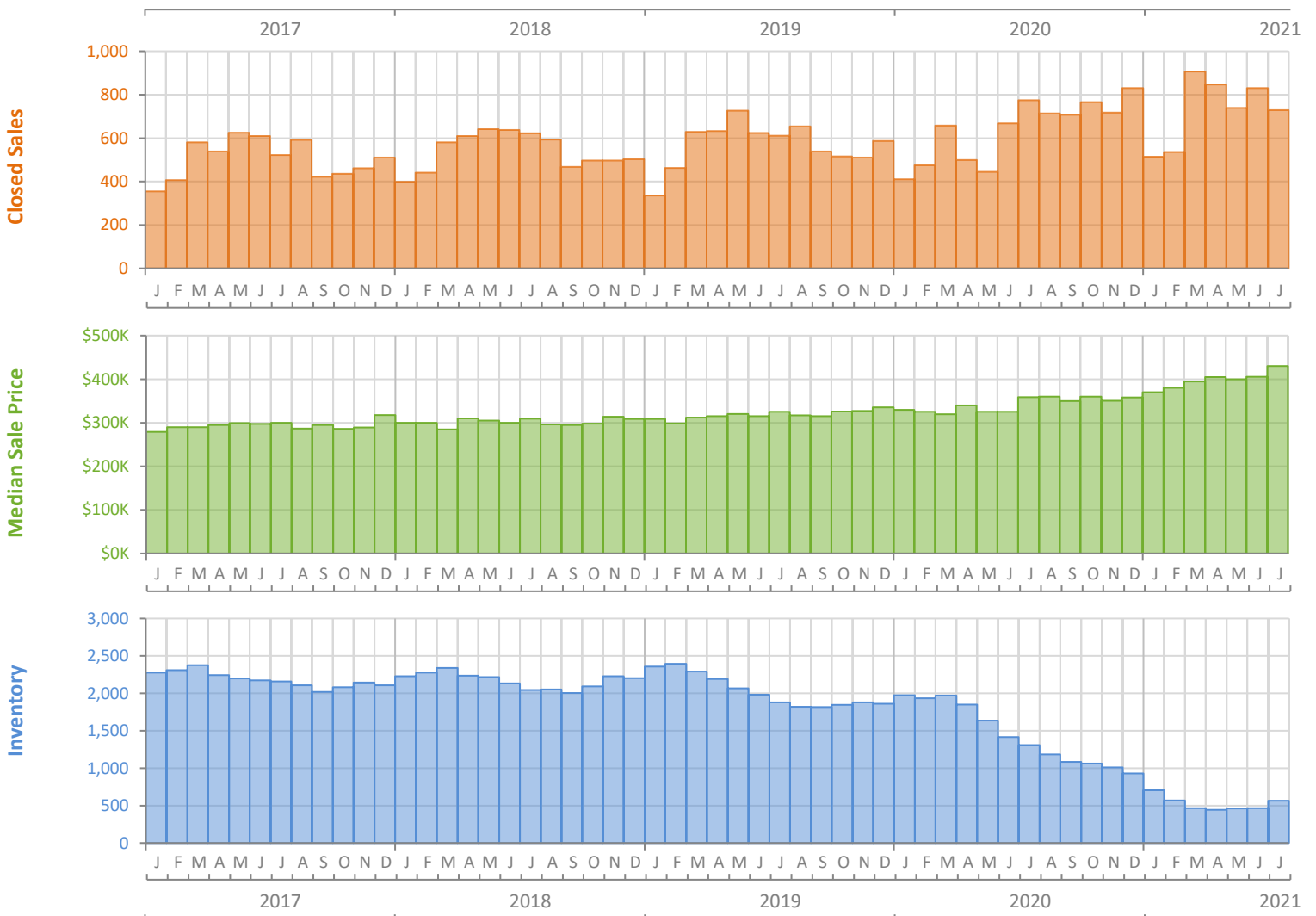
Monthly Market Summary - July 2021

Single-Family Homes

Manatee County



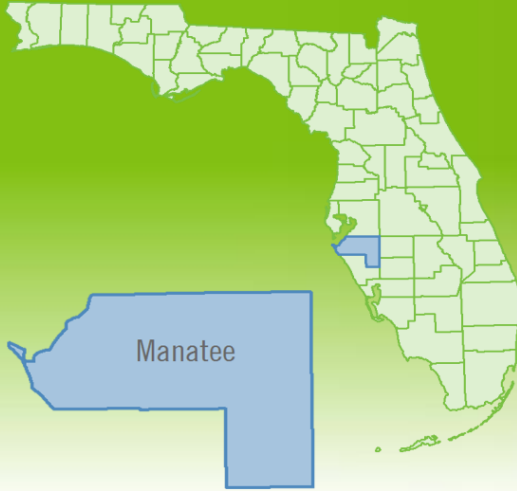
	July 2021	July 2020	Percent Change Year-over-Year
Closed Sales	729	774	-5.8%
Paid in Cash	272	186	46.2%
Median Sale Price	\$430,000	\$358,963	19.8%
Average Sale Price	\$566,595	\$476,011	19.0%
Dollar Volume	\$413.0 Million	\$368.4 Million	12.1%
Med. Pct. of Orig. List Price Received	100.0%	96.8%	3.3%
Median Time to Contract	6 Days	40 Days	-85.0%
Median Time to Sale	48 Days	85 Days	-43.5%
New Pending Sales	586	809	-27.6%
New Listings	755	760	-0.7%
Pending Inventory	970	1,091	-11.1%
Inventory (Active Listings)	563	1,310	-57.0%
Months Supply of Inventory	0.8	2.3	-65.2%



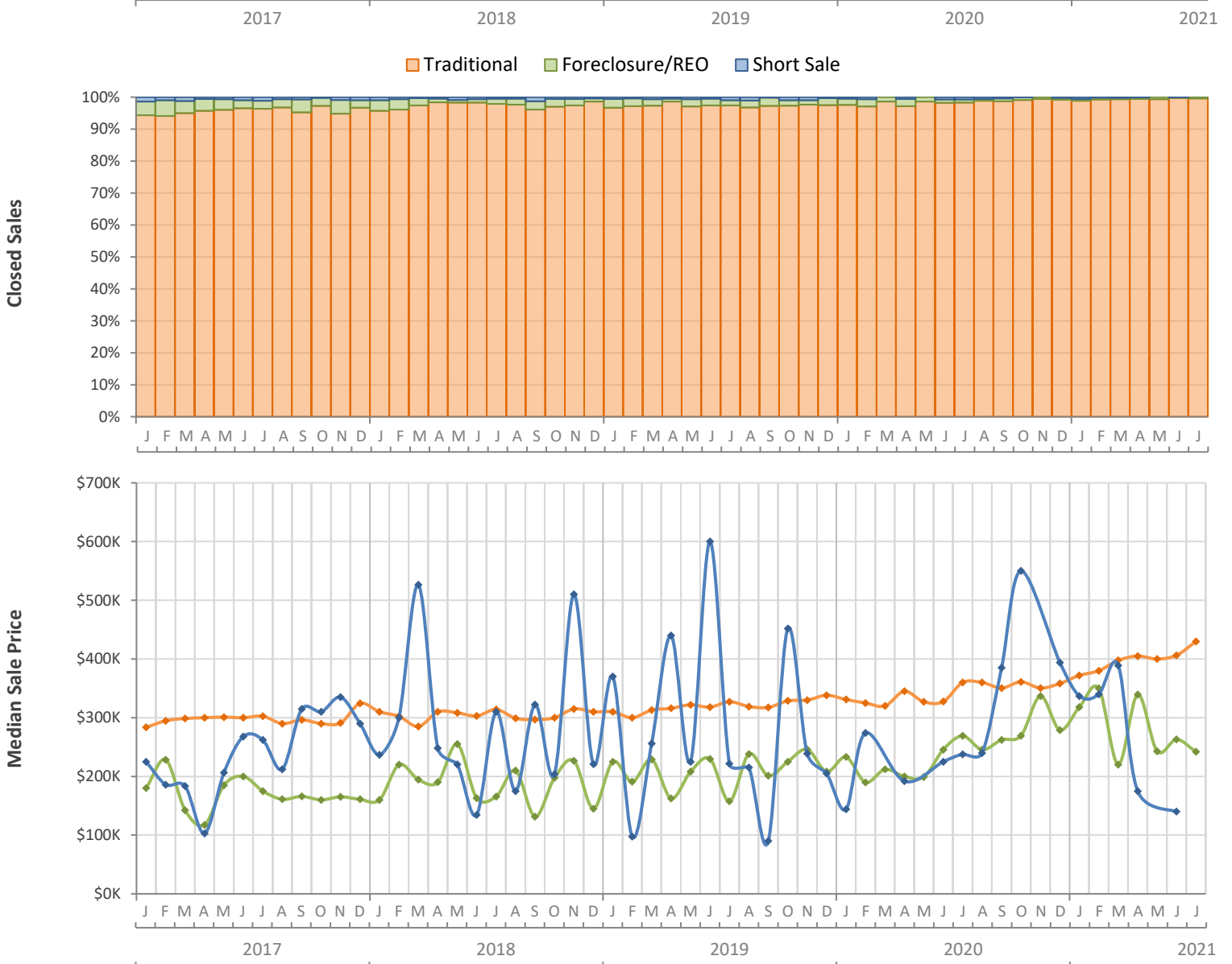
Monthly Distressed Market - July 2021

Single-Family Homes

Manatee County



		July 2021	July 2020	Percent Change Year-over-Year
Traditional	Closed Sales	726	761	-4.6%
	Median Sale Price	\$430,000	\$360,000	19.4%
Foreclosure/REO	Closed Sales	3	7	-57.1%
	Median Sale Price	\$242,064	\$269,000	-10.0%
Short Sale	Closed Sales	0	6	-100.0%
	Median Sale Price	(No Sales)	\$237,750	N/A



Produced by Florida REALTORS® with data provided by Florida's multiple listing services. Statistics for each month compiled from MLS feeds on the 15th day of the following month. Data released on Monday, August 23, 2021. Next data release is Wednesday, September 22, 2021.