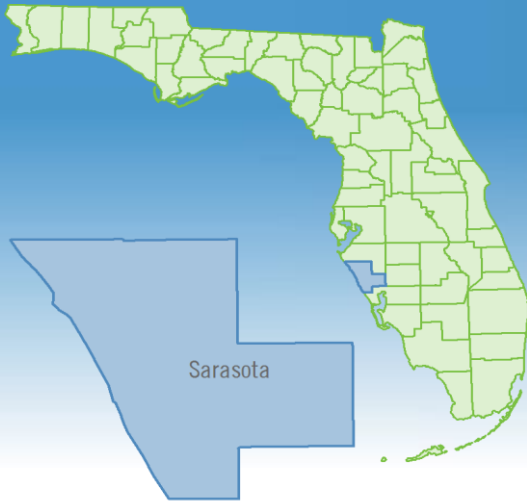


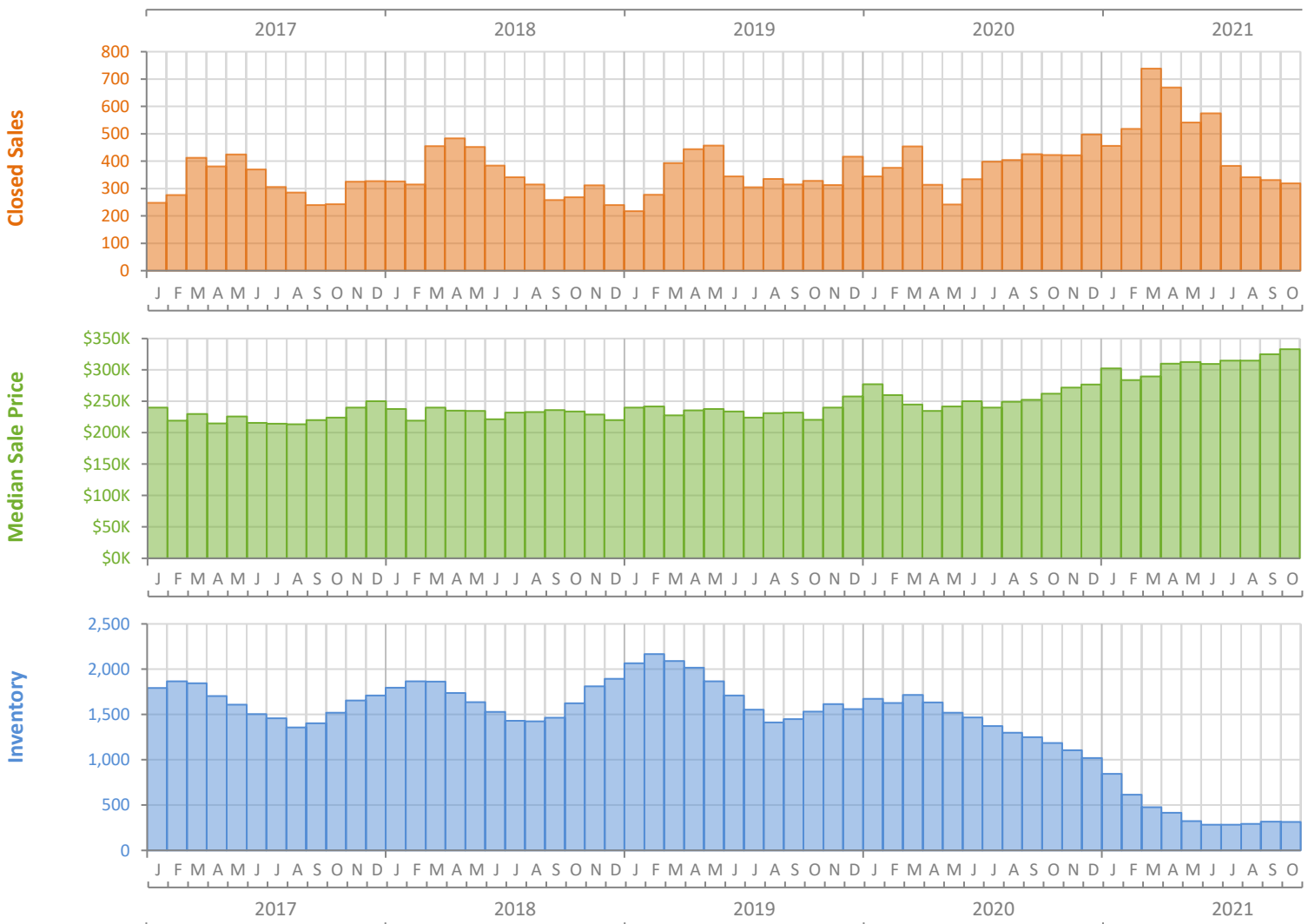
Monthly Market Summary - October 2021

Townhouses and Condos

Sarasota County



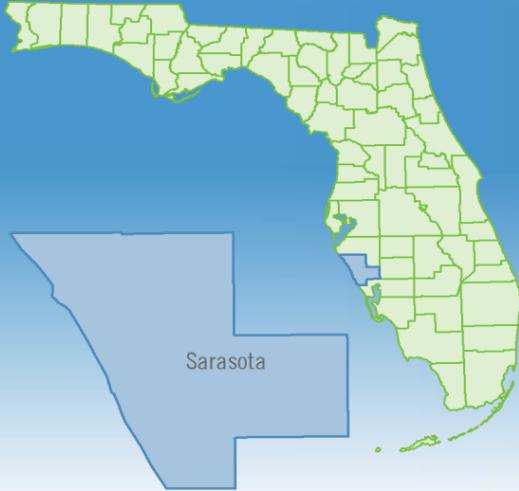
	October 2021	October 2020	Percent Change Year-over-Year
Closed Sales	319	423	-24.6%
Paid in Cash	218	222	-1.8%
Median Sale Price	\$332,990	\$261,998	27.1%
Average Sale Price	\$456,745	\$393,771	16.0%
Dollar Volume	\$145.7 Million	\$166.6 Million	-12.5%
Med. Pct. of Orig. List Price Received	100.0%	95.6%	4.6%
Median Time to Contract	6 Days	45 Days	-86.7%
Median Time to Sale	48 Days	90 Days	-46.7%
New Pending Sales	361	475	-24.0%
New Listings	366	472	-22.5%
Pending Inventory	712	782	-9.0%
Inventory (Active Listings)	315	1,184	-73.4%
Months Supply of Inventory	0.7	3.2	-78.1%



Monthly Distressed Market - October 2021

Townhouses and Condos

Sarasota County



		October 2021	October 2020	Percent Change Year-over-Year
Traditional	Closed Sales	319	421	-24.2%
	Median Sale Price	\$332,990	\$262,000	27.1%
Foreclosure/REO	Closed Sales	0	1	-100.0%
	Median Sale Price	(No Sales)	\$132,500	N/A
Short Sale	Closed Sales	0	1	-100.0%
	Median Sale Price	(No Sales)	\$90,000	N/A

