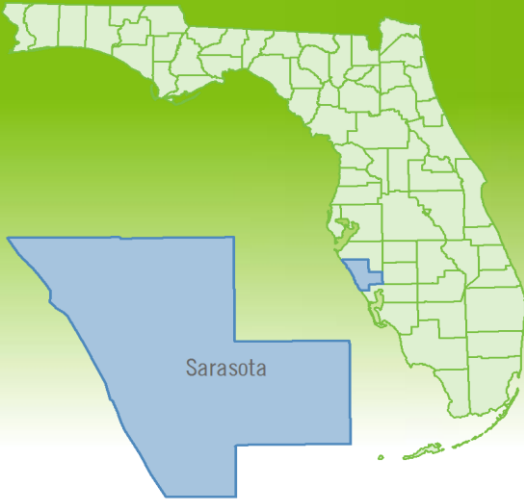


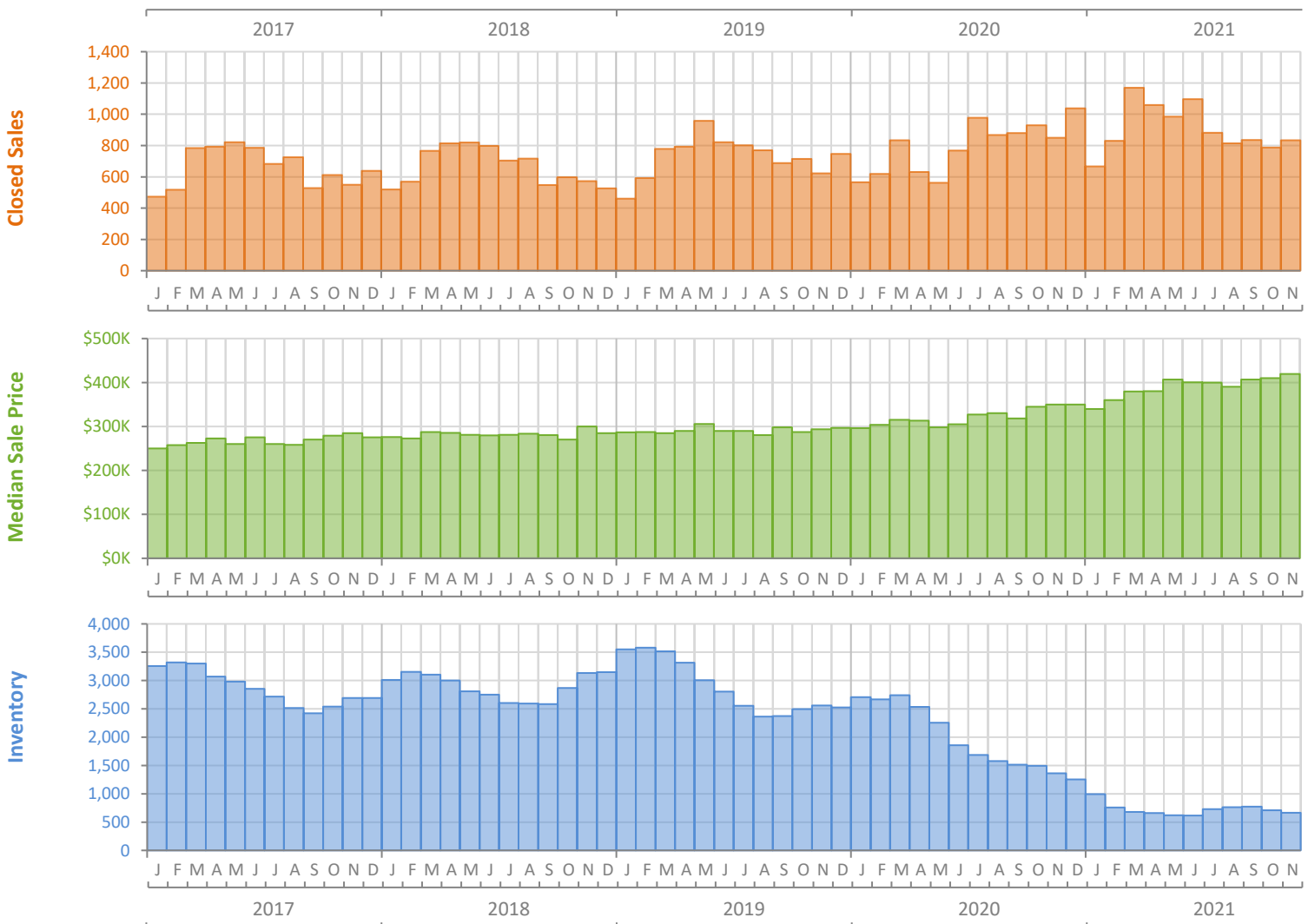
Monthly Market Summary - November 2021

Single-Family Homes

Sarasota County



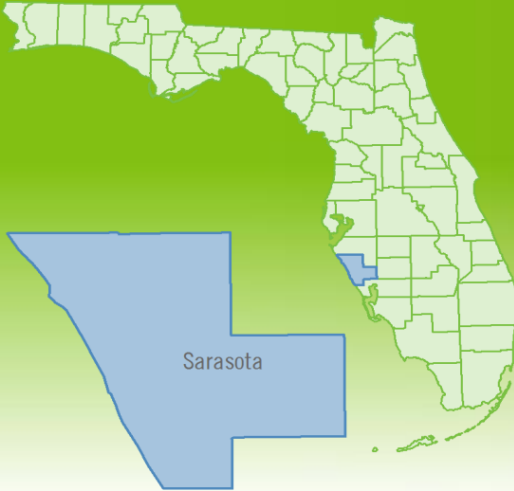
	November 2021	November 2020	Percent Change Year-over-Year
Closed Sales	833	850	-2.0%
Paid in Cash	390	293	33.1%
Median Sale Price	\$419,225	\$349,695	19.9%
Average Sale Price	\$548,592	\$541,339	1.3%
Dollar Volume	\$457.0 Million	\$460.1 Million	-0.7%
Med. Pct. of Orig. List Price Received	100.0%	98.1%	1.9%
Median Time to Contract	7 Days	15 Days	-53.3%
Median Time to Sale	48 Days	63 Days	-23.8%
New Pending Sales	737	854	-13.7%
New Listings	767	799	-4.0%
Pending Inventory	1,187	1,411	-15.9%
Inventory (Active Listings)	665	1,361	-51.1%
Months Supply of Inventory	0.7	1.8	-61.1%



Monthly Distressed Market - November 2021

Single-Family Homes

Sarasota County



		November 2021	November 2020	Percent Change Year-over-Year
Traditional	Closed Sales	828	841	-1.5%
	Median Sale Price	\$420,000	\$350,000	20.0%
Foreclosure/REO	Closed Sales	2	8	-75.0%
	Median Sale Price	\$449,500	\$285,350	57.5%
Short Sale	Closed Sales	3	1	200.0%
	Median Sale Price	\$282,000	\$50,000	464.0%

