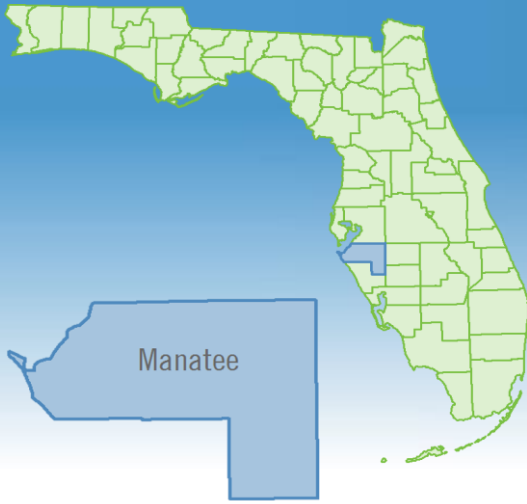


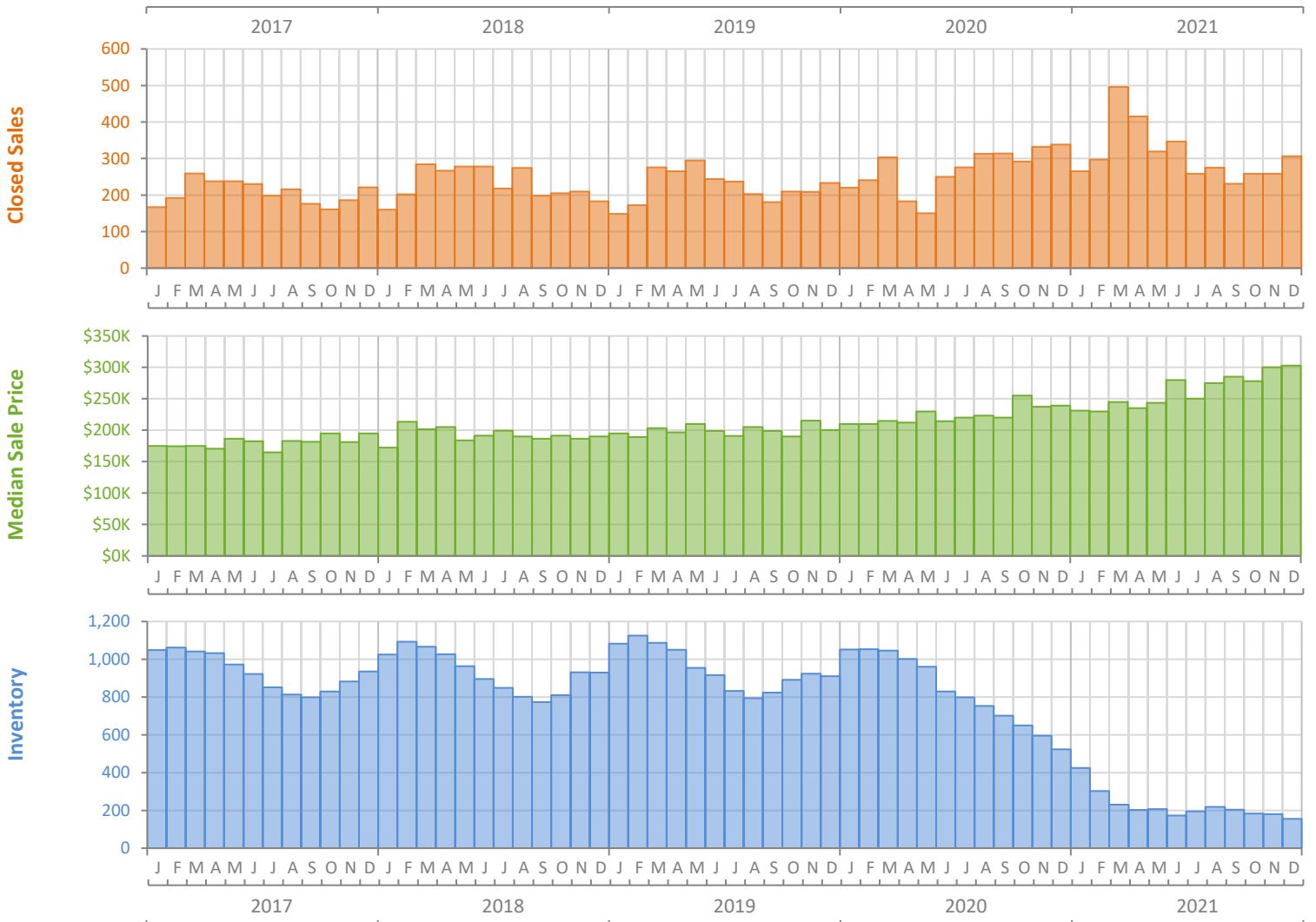
Monthly Market Summary - December 2021

Townhouses and Condos

Manatee County



	December 2021	December 2020	Percent Change Year-over-Year
Closed Sales	306	338	-9.5%
Paid in Cash	165	141	17.0%
Median Sale Price	\$302,965	\$239,000	26.8%
Average Sale Price	\$377,763	\$365,012	3.5%
Dollar Volume	\$115.6 Million	\$123.4 Million	-6.3%
Med. Pct. of Orig. List Price Received	100.0%	96.6%	3.5%
Median Time to Contract	6 Days	26 Days	-76.9%
Median Time to Sale	44 Days	70 Days	-37.1%
New Pending Sales	218	298	-26.8%
New Listings	225	267	-15.7%
Pending Inventory	328	373	-12.1%
Inventory (Active Listings)	155	524	-70.4%
Months Supply of Inventory	0.5	2.0	-75.0%



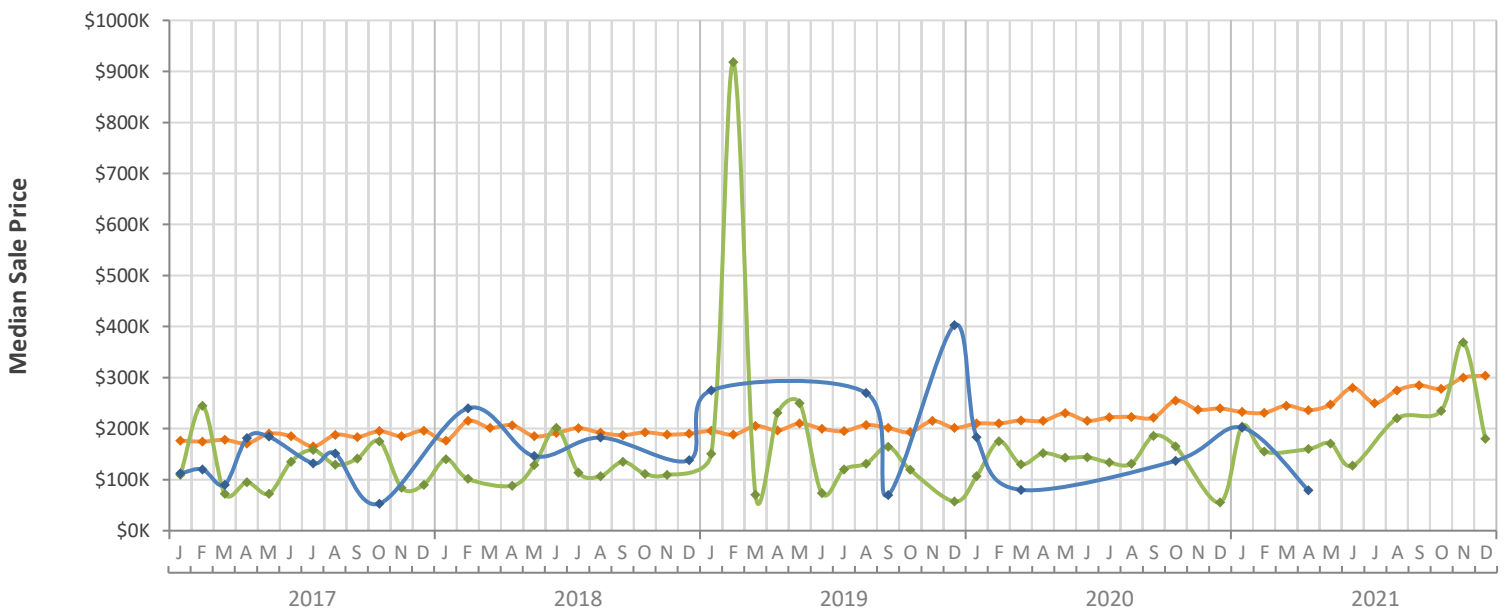
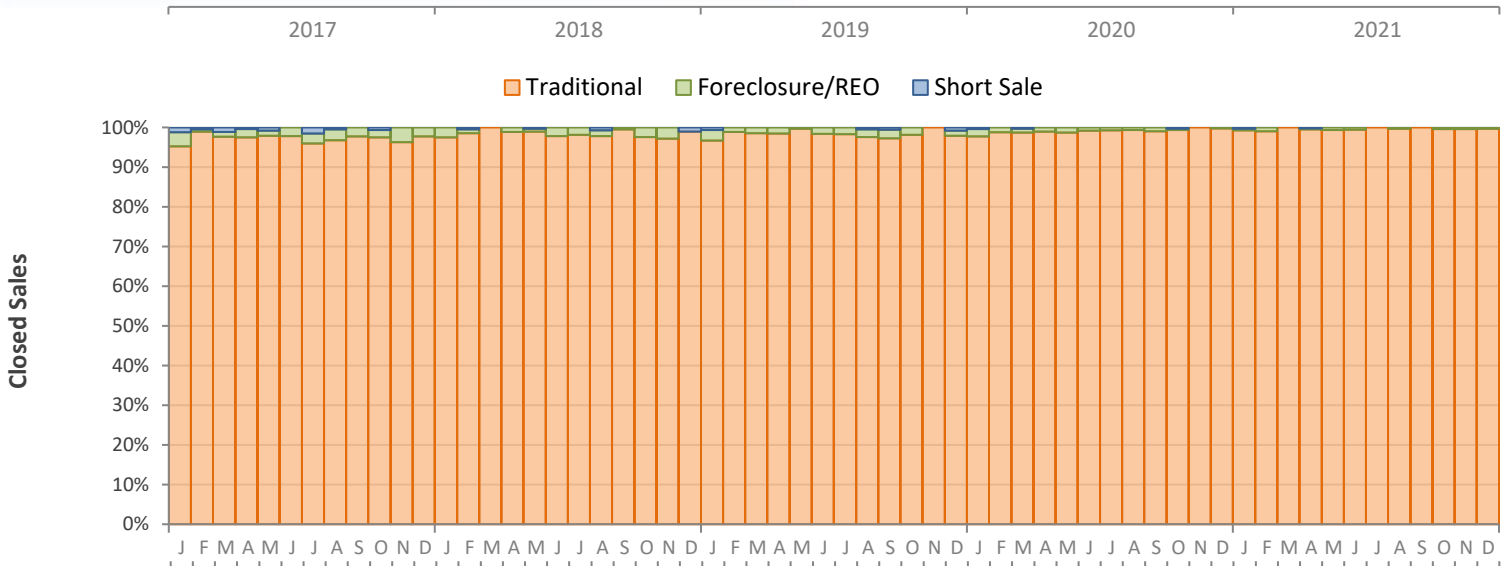
Monthly Distressed Market - December 2021

Townhouses and Condos

Manatee County



		December 2021	December 2020	Percent Change Year-over-Year
Traditional	Closed Sales	305	337	-9.5%
	Median Sale Price	\$303,817	\$239,499	26.9%
Foreclosure/REO	Closed Sales	1	1	0.0%
	Median Sale Price	\$180,000	\$55,100	226.7%
Short Sale	Closed Sales	0	0	N/A
	Median Sale Price	(No Sales)	(No Sales)	N/A



Produced by Florida REALTORS® with data provided by Florida's multiple listing services. Statistics for each month compiled from MLS feeds on the 15th day of the following month. Data released on Thursday, January 20, 2022. Next data release is Friday, February 18, 2022.