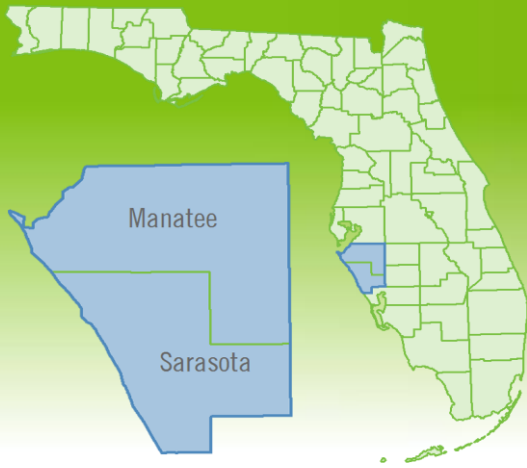


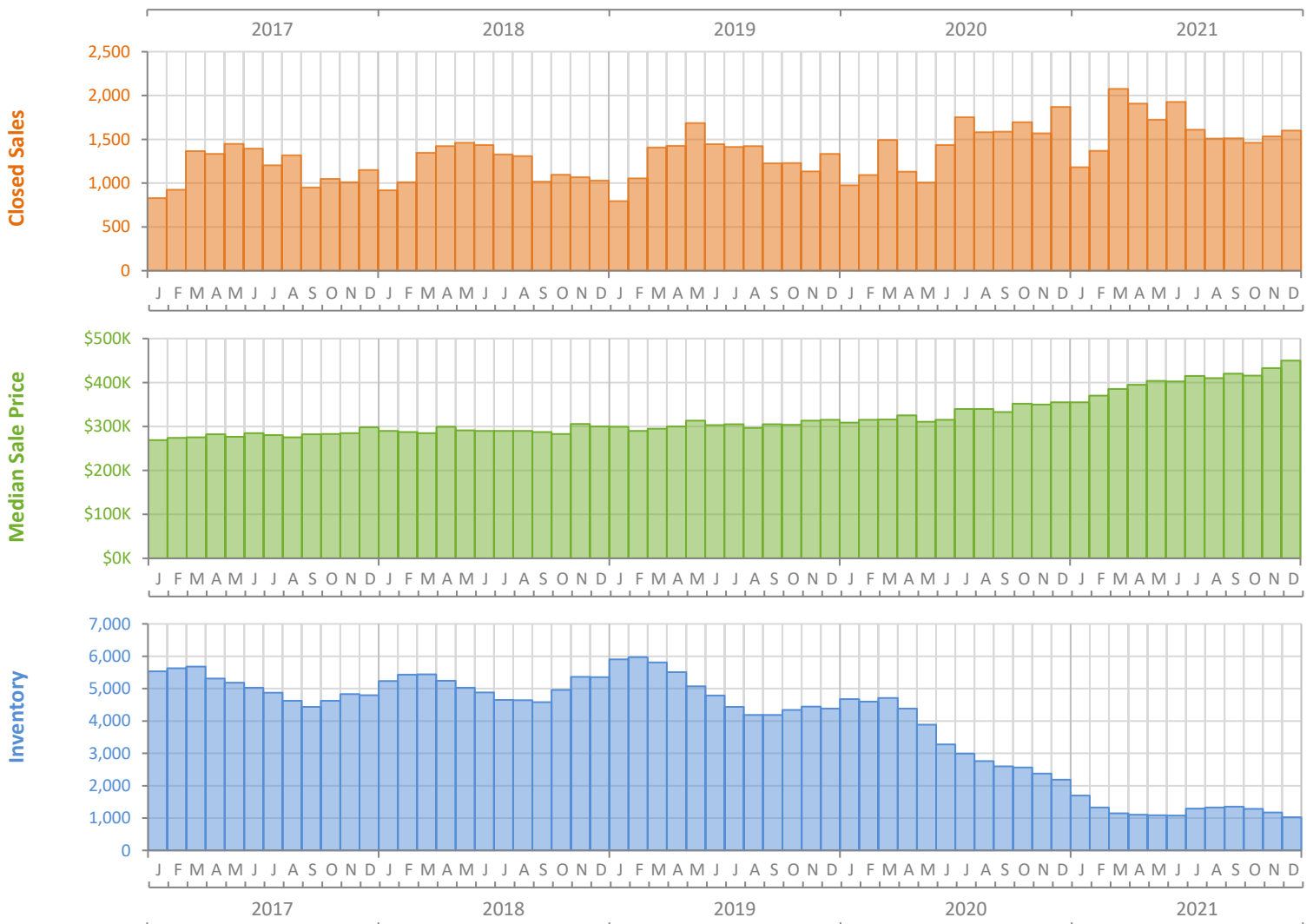
Monthly Market Summary - December 2021

Single-Family Homes

North Port-Sarasota-Bradenton MSA



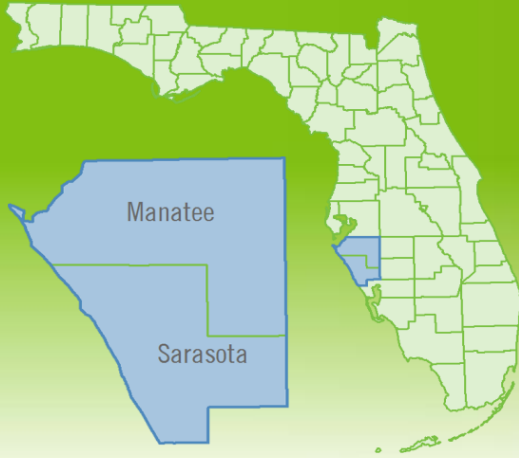
	December 2021	December 2020	Percent Change Year-over-Year
Closed Sales	1,601	1,869	-14.3%
Paid in Cash	612	595	2.9%
Median Sale Price	\$450,000	\$355,000	26.8%
Average Sale Price	\$612,896	\$512,706	19.5%
Dollar Volume	\$981.2 Million	\$958.2 Million	2.4%
Med. Pct. of Orig. List Price Received	100.0%	98.3%	1.7%
Median Time to Contract	7 Days	17 Days	-58.8%
Median Time to Sale	47 Days	62 Days	-24.2%
New Pending Sales	1,130	1,321	-14.5%
New Listings	1,204	1,320	-8.8%
Pending Inventory	1,777	1,920	-7.4%
Inventory (Active Listings)	1,024	2,182	-53.1%
Months Supply of Inventory	0.6	1.5	-60.0%



Monthly Distressed Market - December 2021

Single-Family Homes

North Port-Sarasota-Bradenton MSA



		December 2021	December 2020	Percent Change Year-over-Year
Traditional	Closed Sales	1,590	1,855	-14.3%
	Median Sale Price	\$450,000	\$355,000	26.8%
Foreclosure/REO	Closed Sales	6	11	-45.5%
	Median Sale Price	\$347,500	\$260,000	33.7%
Short Sale	Closed Sales	5	3	66.7%
	Median Sale Price	\$280,000	\$570,000	-50.9%

