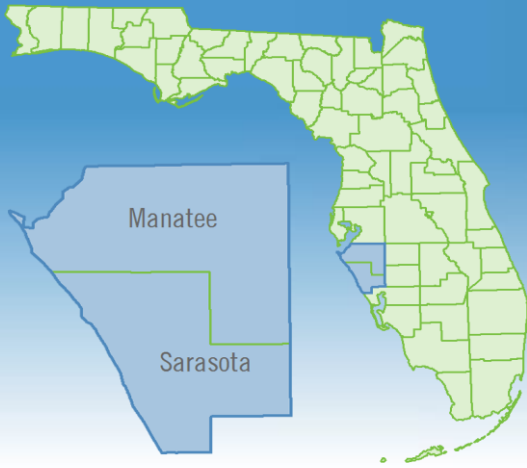


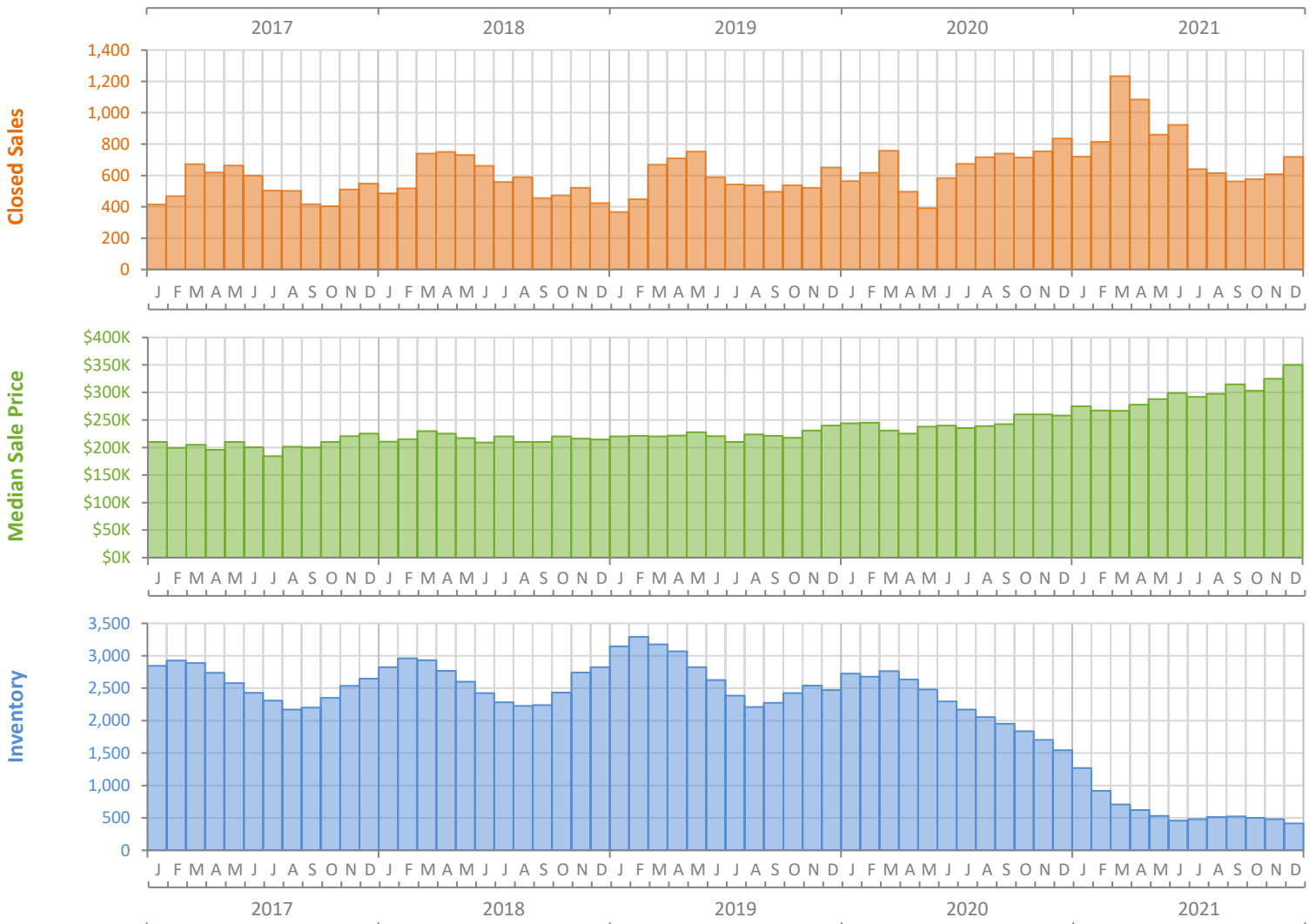
Monthly Market Summary - December 2021

Townhouses and Condos

North Port-Sarasota-Bradenton MSA



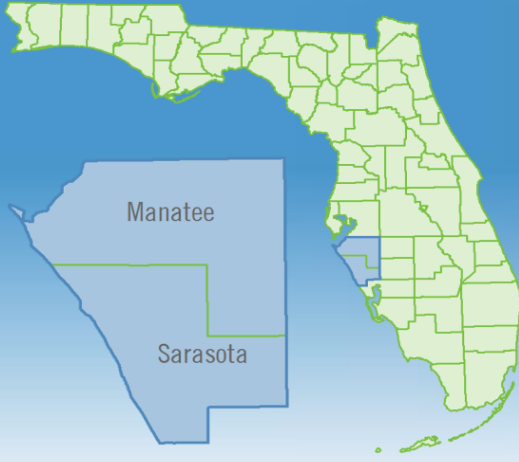
	December 2021	December 2020	Percent Change Year-over-Year
Closed Sales	718	836	-14.1%
Paid in Cash	418	386	8.3%
Median Sale Price	\$350,000	\$258,250	35.5%
Average Sale Price	\$470,707	\$388,799	21.1%
Dollar Volume	\$338.0 Million	\$325.0 Million	4.0%
Med. Pct. of Orig. List Price Received	100.0%	96.4%	3.7%
Median Time to Contract	7 Days	31 Days	-77.4%
Median Time to Sale	46 Days	73 Days	-37.0%
New Pending Sales	554	711	-22.1%
New Listings	540	654	-17.4%
Pending Inventory	1,005	1,107	-9.2%
Inventory (Active Listings)	416	1,543	-73.0%
Months Supply of Inventory	0.5	2.4	-79.2%



Monthly Distressed Market - December 2021

Townhouses and Condos

North Port-Sarasota-Bradenton MSA



		December 2021	December 2020	Percent Change Year-over-Year
Traditional	Closed Sales	716	832	-13.9%
	Median Sale Price	\$350,000	\$259,000	35.1%
Foreclosure/REO	Closed Sales	2	4	-50.0%
	Median Sale Price	\$255,000	\$110,000	131.8%
Short Sale	Closed Sales	0	0	N/A
	Median Sale Price	(No Sales)	(No Sales)	N/A

